

2023 WAGONER COUNTY ASSESSOR'S OFFICE REPORT TO THE EXCISE BOARD

07/31/2023

City/Village								
DISTRICT	DESCRIPTION	PERSONAL PROPERTY	REAL PROPERTY	PUBLIC SERVICE	TOTAL VALUATION	HOMESTEAD EXEMPTIONS	OTHER EXEMPTIONS	NET VALUATION
T017	COWETA CITY	39,273,218	70,781,377	6,819,804	116,874,399	1,695,875	1,363,608	113,814,916
T019	WAGONER CITY	5,869,511	42,726,299	3,080,157	51,675,967	1,335,825	942,899	49,397,243
T011	OKAY CITY	299,748	1,844,247	332,357	2,476,352	118,443	38,530	2,319,379
T0M2	BIXBY CITY-HASKELL SCHOO	148,723	742,629	4,012	895,364	8,000	59,308	828,056
T0R2	CATOOSA CITY	382,723	8,197,591	204,908	8,785,222	187,000	43,947	8,554,275
T0T3	BROKEN ARROW CITY	20,089,945	200,420,807	7,111,796	227,622,548	4,002,137	4,256,375	219,364,036
T0T4	BIXBY CITY-BIXBY SCHOOL	1,986	1,620,593	76,424	1,699,003	46,000	28,061	1,624,942
TCR2	CATOOSA SCHOOL/TULSA CIT	357,745	456,764	177,007	991,516	8,000	0	983,516
TCT1	TULSA SCHOOLS/TULSA CITY	1,075	107,262	749,487	857,824	3,000	0	854,824
TCT3	BROKEN ARROW SCHOOL/TULS	511	98,705	2,655,783	2,754,999	0	0	2,754,999
TP65	PORTER CITY	154,761	2,188,061	499,440	2,842,262	124,095	97,042	2,621,125
TR65	REDBIRD CITY	14,856	308,702	142,033	465,591	21,030	15,288	429,273
TT65	TULLAHASSEE CITY	10,054	197,854	91,032	298,940	19,492	20,265	259,183
CITY/VILLAGE TOTAL VALUATION		66,604,856	329,690,891	21,944,240	418,239,987	7,568,897	6,865,323	403,805,767

Comm-College								
DISTRICT	DESCRIPTION	PERSONAL PROPERTY	REAL PROPERTY	PUBLIC SERVICE	TOTAL VALUATION	HOMESTEAD EXEMPTIONS	OTHER EXEMPTIONS	NET VALUATION
V004	MUSKOGEE CNTY VO-TECH	23,278,119	287,413,743	31,793,494	342,485,356	8,159,298	8,899,742	325,426,316
V011	ROGERS CNTY VO-TECH	160,912	2,962,713	97,104	3,220,729	144,834	75,926	2,999,969
V018	TULSA CNTY VO-TECH	61,672,256	426,362,922	22,998,455	511,033,633	9,141,170	9,435,795	492,456,668
COMM-COLLEGE TOTAL VALUATION		85,111,287	716,739,378	54,889,053	856,739,718	17,445,302	18,411,463	820,882,953

County								
DISTRICT	DESCRIPTION	PERSONAL PROPERTY	REAL PROPERTY	PUBLIC SERVICE	TOTAL VALUATION	HOMESTEAD EXEMPTIONS	OTHER EXEMPTIONS	NET VALUATION
C001	WAGONER COUNTY	85,111,287	716,739,378	54,889,053	856,739,718	17,445,302	18,411,463	820,882,953
COUNTY TOTAL VALUATION		85,111,287	716,739,378	54,889,053	856,739,718	17,445,302	18,411,463	820,882,953

School								
DISTRICT	DESCRIPTION	PERSONAL PROPERTY	REAL PROPERTY	PUBLIC SERVICE	TOTAL VALUATION	HOMESTEAD EXEMPTIONS	OTHER EXEMPTIONS	NET VALUATION

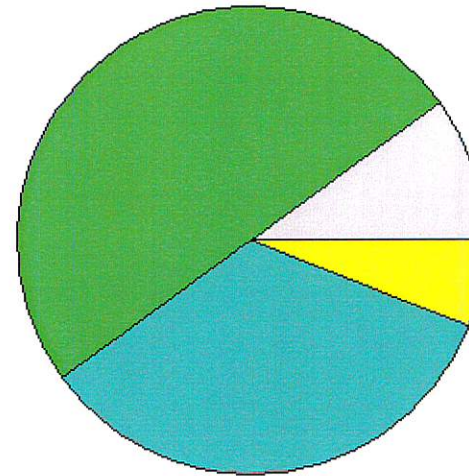
2023 WAGONER COUNTY ASSESSOR'S OFFICE REPORT TO THE EXCISE BOARD

07/31/2023

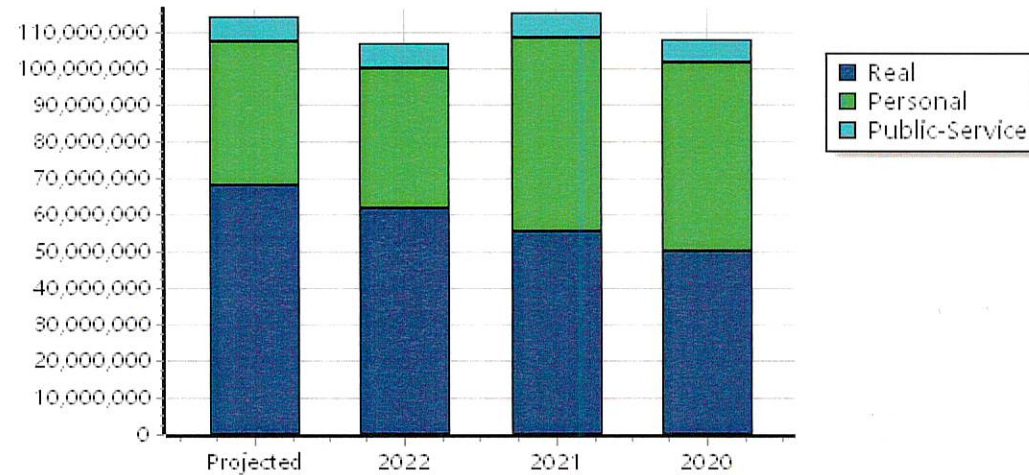
S017	COWETA SCHOOL	10,400,846	165,861,417	8,733,749	184,996,012	3,888,666	4,679,935	176,427,411
S019	WAGONER SCHOOL	8,403,066	81,865,374	11,801,485	102,069,925	2,698,356	2,464,177	96,907,392
S011	OKAY SCHOOL	1,220,053	13,069,116	5,750,859	20,040,028	587,718	721,414	18,730,896
S0M2	HASKELL SCHOOL	991,340	4,936,636	145,084	6,073,060	159,926	289,350	5,623,784
S0M3	FT. GIBSON SCHOOL	49,248	802,148	798,970	1,650,366	32,685	41,257	1,576,424
S0R2	CATOOSA SCHOOL	4,841,536	22,633,338	1,294,664	28,769,538	608,000	224,777	27,936,761
S0R5	INOLA SCHOOL	4,281	337,213	14,536	356,030	12,000	0	344,030
S0T1	TULSA SCHOOL	1,570	113,228	750,279	865,077	3,000	0	862,077
S0T3	BROKEN ARROW SCHOOL	56,785,607	401,995,763	20,877,088	479,658,458	8,484,170	9,182,957	461,991,331
S0T4	BIXBY SCHOOL	43,543	1,620,593	76,424	1,740,560	46,000	28,061	1,666,499
S365	PORTER SCHOOL	2,213,566	20,879,052	4,563,347	27,655,965	791,947	703,609	26,160,409
SM17	LOCUST GROVE SCHOOL	49,088	621,153	22,059	692,300	36,212	6,681	649,407
SM32	MAYES SCHOOL	107,543	2,004,347	60,509	2,172,399	96,622	69,245	2,006,532
SCHOOL TOTAL VALUATION		85,111,287	716,739,378	54,889,053	856,739,718	17,445,302	18,411,463	820,882,953

TIF-District								
DISTRICT	DESCRIPTION	PERSONAL PROPERTY	REAL PROPERTY	PUBLIC SERVICE	TOTAL VALUATION	HOMESTEAD EXEMPTIONS	OTHER EXEMPTIONS	NET VALUATION
10002	BROKEN ARROW TIF	0	388,748	0	388,748	0	0	388,748
TIF-DISTRICT TOTAL VALUATION		0	388,748	0	388,748	0	0	388,748

Real	Count	Value
Agricultural	56	543,643
Commercial	290	12,066,366
Residential	4,123	58,171,368
Total Real Value	4,469	70,781,377
Homestead	1,619	1,695,875
Veteran	74	1,325,357
Other	2	38,251
Total Exempt	1,773	3,059,483
TIF Increment Value		
Net Assessed		67,721,894
Net Assessed Under Protest	0	0
Senior Freeze	283	2,928,184
Capped Parcels	3,656	26,410,580



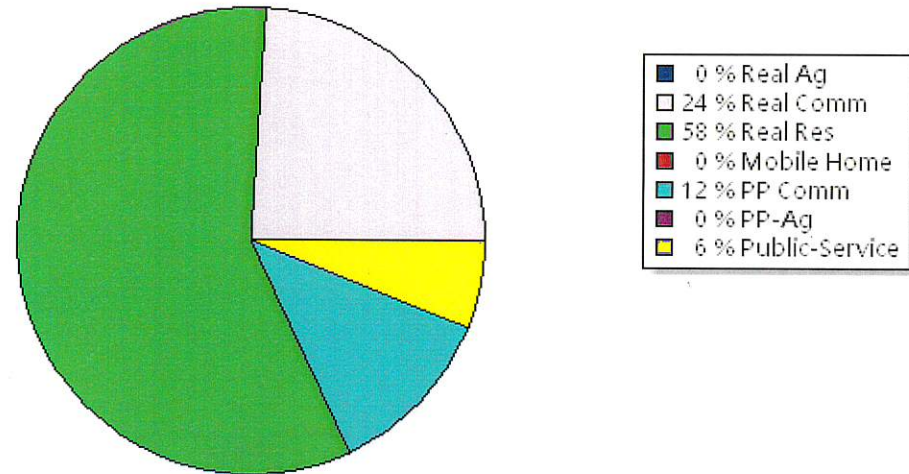
Personal	Count	Value
Agricultural	14	291,197
Commercial	278	38,882,909
Mobile Home	41	103,920
Total Personal	333	39,278,026
Total Exempt	3	4,808
TIF Increment Value		
Net Assessed		39,273,218
Net Assessed Under Protest	1	9,000,000
Public Service		
Total PS Value	18	6,819,804
TIF Increment Value		
Net Assessed		6,819,804



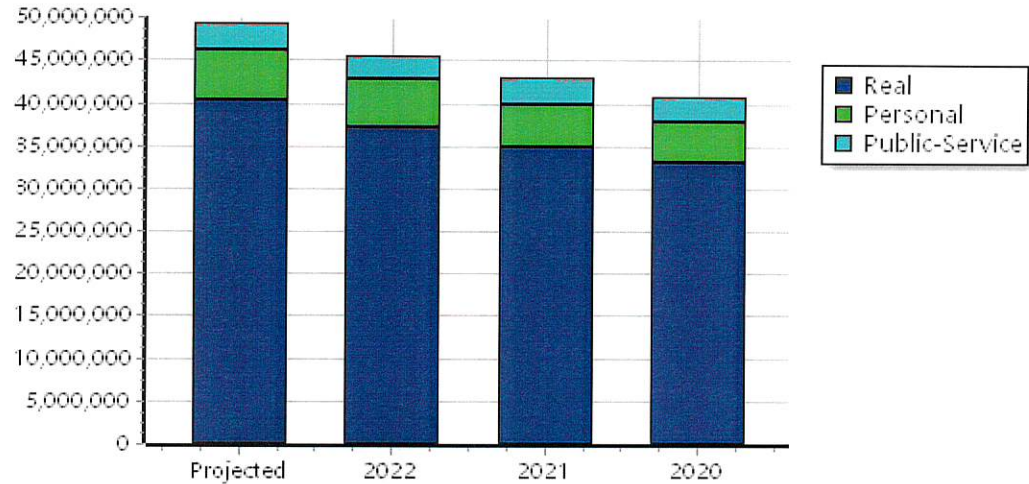
District Totals	
Total Gross Value	116,879,207
Homestead Loss	1,695,875
Other Exemption Loss	1,368,416
TIF Increment Value	
Retained TIF Value	
Net Assessed Value	113,814,916
Net Assessed Under Protest	9,000,000

* Public Service Protests Values are not included on this report.

Real	Count	Value
Agricultural	31	75,672
Commercial	389	12,318,468
Residential	3,636	30,332,159
Total Real Value	4,056	42,726,299
Homestead	1,233	1,335,825
Veteran	69	852,537
Other	7	90,362
Total Exempt	1,416	2,278,724
TIF Increment Value		
Net Assessed		40,447,575
Net Assessed Under Protest		
Senior Freeze	324	2,547,271
Capped Parcels	3,465	26,693,089



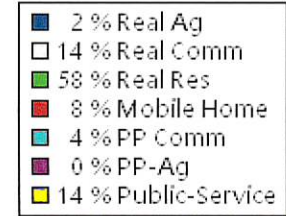
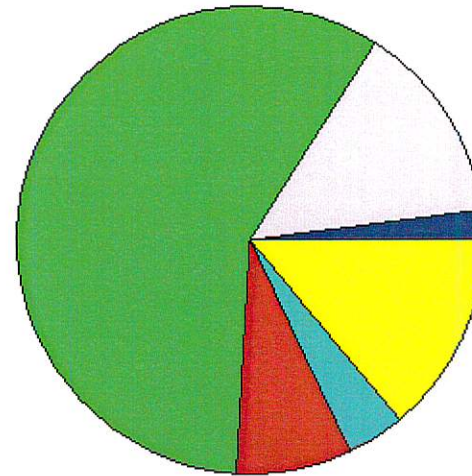
Personal	Count	Value
Agricultural	9	8,268
Commercial	294	6,698,375
Mobile Home	89	205,482
Total Personal	392	6,912,125
Total Exempt	10	1,042,614
TIF Increment Value		
Net Assessed		5,869,511
Net Assessed Under Protest		
Public Service	Count	Value
Total PS Value	15	3,080,157
TIF Increment Value		
Net Assessed		3,080,157



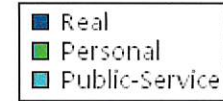
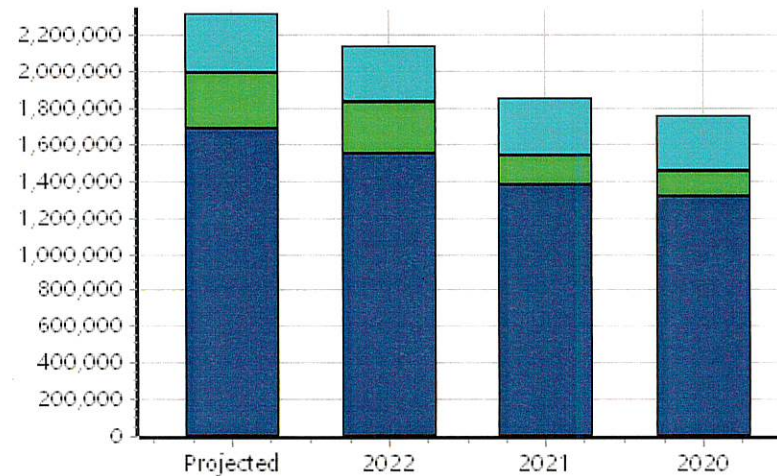
District Totals	
Total Gross Value	52,718,581
Homestead Loss	1,335,825
Other Exemption Loss	1,985,513
TIF Increment Value	
Retained TIF Value	
Net Assessed Value	49,397,243
Net Assessed Under Protest	

* Public Service Protests Values are not included on this report.

Real	Count	Value
Agricultural	9	55,920
Commercial	24	361,044
Residential	618	1,427,283
Total Real Value	651	1,844,247
Homestead	106	118,443
Veteran	5	38,530
Other	0	0
Total Exmpt	125	156,973
TIF Increment Value		
Net Assessed		1,687,274
Net Assessed Under Protest		
Senior Freeze	23	143,926
Capped Parcels	558	1,838,480



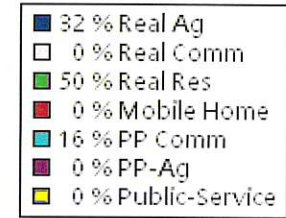
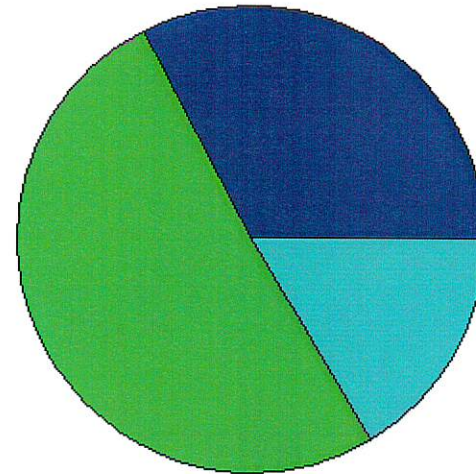
Personal	Count	Value
Agricultural	1	85
Commercial	22	106,028
Mobile Home	38	193,635
Total Personal	61	299,748
Total Exmpt	0	0
TIF Increment Value		
Net Assessed		299,748
Net Assessed Under Protest		
Public Service		
Total PS Value	10	332,357
TIF Increment Value		
Net Assessed		332,357



District Totals	
Total Gross Value	2,476,352
Homestead Loss	118,443
Other Exemption Loss	38,530
TIF Increment Value	
Retained TIF Value	
Net Assessed Value	2,319,379
Net Assessed Under Protest	

* Public Service Protests Values are not included on this report.

Real	Count	Value
Agricultural	16	285,851
Commercial	1	5,600
Residential	25	451,178
Total Real Value	42	742,629
Homestead	8	8,000
Veteran	2	59,308
Other	0	0
Total Exempt	10	67,308

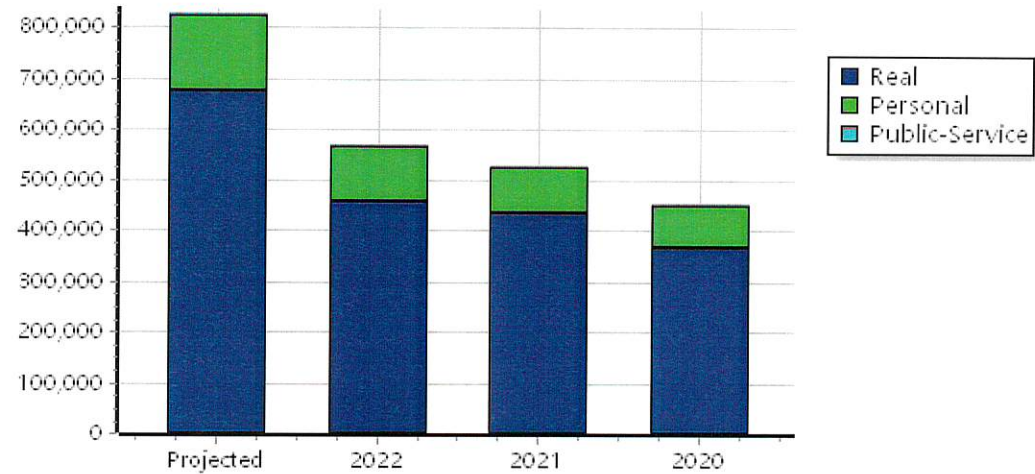


TIF Increment Value		
Net Assessed	675,321	
Net Assessed Under Protest		
Senior Freeze	2	45,260
Capped Parcels	27	262,273

Personal	Count	Value
Agricultural	1	1,311
Commercial	4	147,412
Mobile Home	0	0
Total Personal	5	148,723
Total Exempt	0	0

TIF Increment Value	
Net Assessed	148,723
Net Assessed Under Protest	

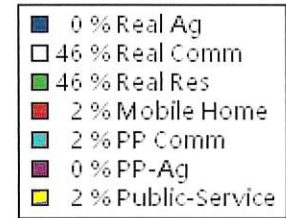
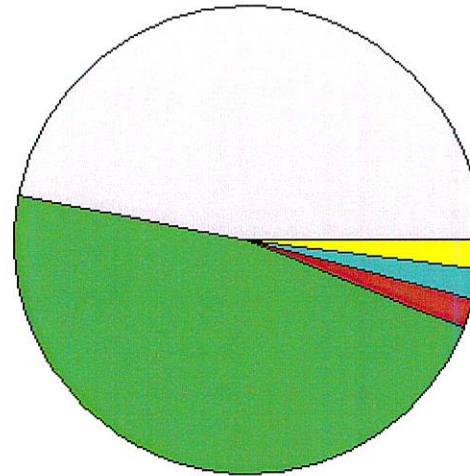
Public Service	Count	Value
Total PS Value	1	4,012
TIF Increment Value		
Net Assessed		4,012



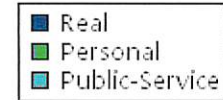
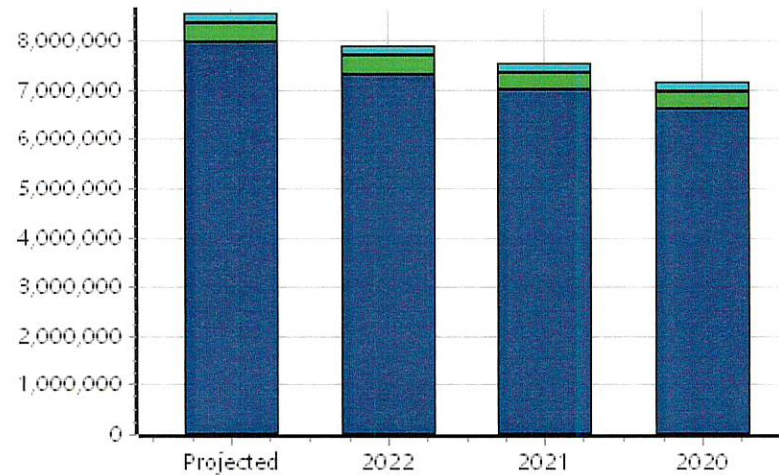
District Totals	
Total Gross Value	895,364
Homestead Loss	8,000
Other Exemption Loss	59,308
TIF Increment Value	
Retained TIF Value	
Net Assessed Value	828,056
Net Assessed Under Protest	

* Public Service Protests Values are not included on this report.

Real	Count	Value
Agricultural	2	5,993
Commercial	27	4,120,745
Residential	511	4,070,853
Total Real Value	540	8,197,591
Homestead	173	187,000
Veteran	6	43,947
Other	0	0
Total Exempt	193	230,947
TIF Increment Value		
Net Assessed		7,966,644
Net Assessed Under Protest		
Senior Freeze	41	236,560
Capped Parcels	476	4,246,360



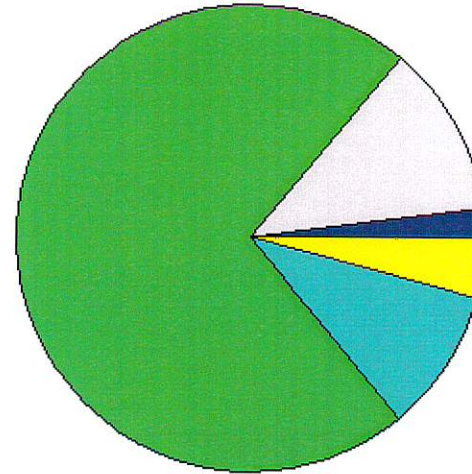
Personal	Count	Value
Agricultural	0	0
Commercial	38	183,458
Mobile Home	43	199,265
Total Personal	81	382,723
Total Exempt	0	0
TIF Increment Value		
Net Assessed		382,723
Net Assessed Under Protest		
Public Service		
Total PS Value	7	204,908
TIF Increment Value		
Net Assessed		204,908



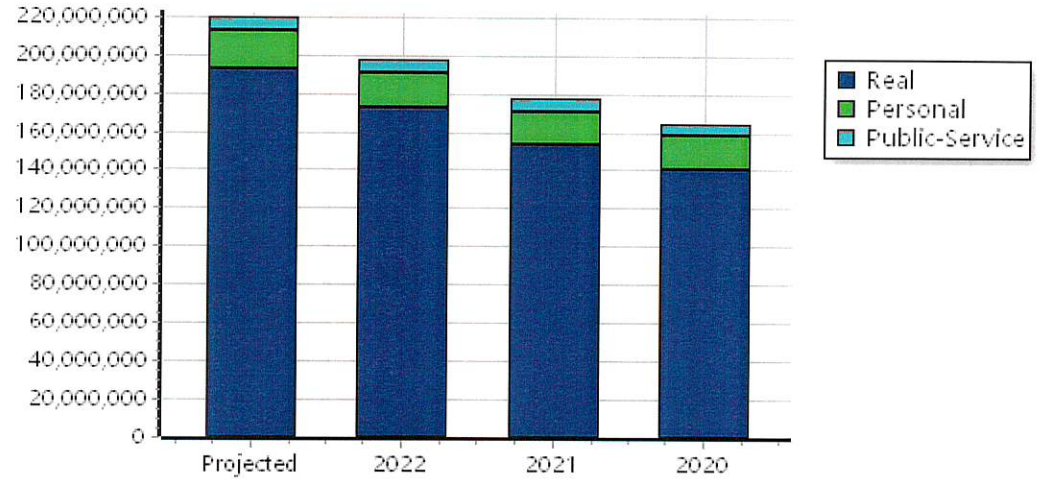
District Totals	
Total Gross Value	8,785,222
Homestead Loss	187,000
Other Exemption Loss	43,947
TIF Increment Value	
Retained TIF Value	
Net Assessed Value	8,554,275
Net Assessed Under Protest	

* Public Service Protests Values are not included on this report.

Real	Count	Value
Agricultural	261	3,533,289
Commercial	264	27,112,144
Residential	7,688	170,164,122
Total Real Value	8,213	200,809,555
Homestead	3,930	4,002,137
Veteran	156	4,217,917
Other	2	38,458
Total Exempt	4,162	8,258,512
TIF Increment Value		388,748
Net Assessed		192,162,295
Net Assessed Under Protest		
Senior Freeze	603	6,261,473
Capped Parcels	6,841	69,727,873



Personal	Count	Value
Agricultural	5	4,187
Commercial	261	25,631,081
Mobile Home	395	1,775,751
Total Personal	661	27,411,019
Total Exempt	32	7,321,075
TIF Increment Value		0
Net Assessed		20,089,944
Net Assessed Under Protest		



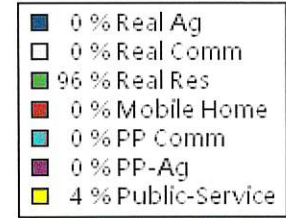

Public Service	Count	Value
Total PS Value	15	7,111,796
TIF Increment Value		0
Net Assessed		7,111,796

District Totals	
Total Gross Value	235,332,370
Homestead Loss	4,002,137
Other Exemption Loss	11,577,449
TIF Increment Value	388,748
Retained TIF Value	
Net Assessed Value	219,364,035
Net Assessed Under Protest	

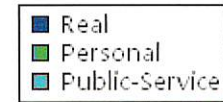
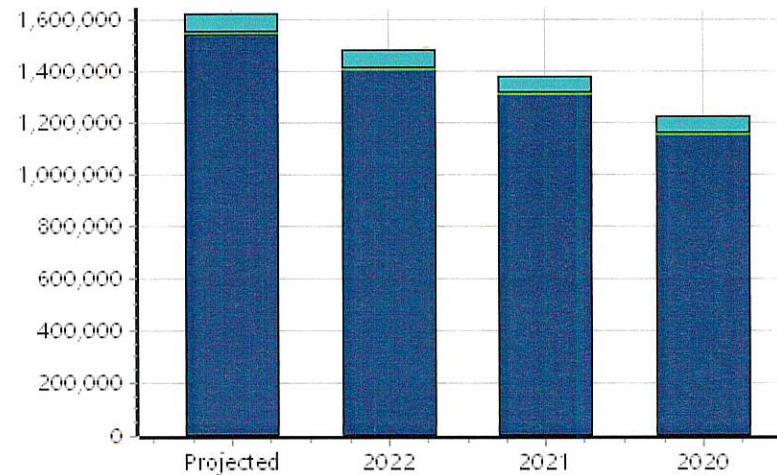
TIF Project Summary						
Code	Description	Expires	Base Value	Increment Value	Retained Inc	Total Value
1	BROKEN ARROW TIF	2030	1,633	388,748		390,381
Total TIF Valuation :			1,633	388,748	0	390,381

* Public Service Protests Values are not included on this report.

Real	Count	Value
Agricultural	0	0
Commercial	0	0
Residential	89	1,620,593
Total Real Value	89	1,620,593
Homestead	46	46,000
Veteran	1	28,061
Other	0	0
Total Exempt	47	74,061
TIF Increment Value		
Net Assessed		1,546,532
Net Assessed Under Protest		
Senior Freeze	4	53,640
Capped Parcels	81	413,958



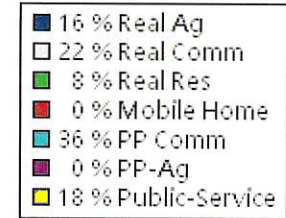
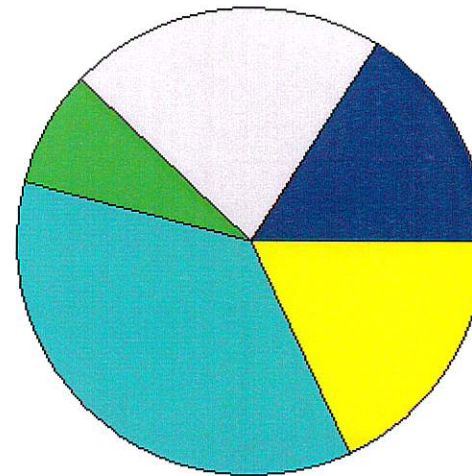
Personal	Count	Value
Agricultural	0	0
Commercial	4	1,986
Mobile Home	0	0
Total Personal	4	1,986
Total Exempt	0	0
TIF Increment Value		
Net Assessed		1,986
Net Assessed Under Protest		
Public Service		
Total PS Value	2	76,424
TIF Increment Value		
Net Assessed		76,424



District Totals	
Total Gross Value	1,699,003
Homestead Loss	46,000
Other Exemption Loss	28,061
TIF Increment Value	
Retained TIF Value	
Net Assessed Value	1,624,942
Net Assessed Under Protest	

* Public Service Protests Values are not included on this report.

Real	Count	Value
Agricultural	29	160,604
Commercial	8	224,458
Residential	10	71,702
Total Real Value	47	456,764
Homestead	8	8,000
Veteran	0	0
Other	0	0
Total Exempt	8	8,000

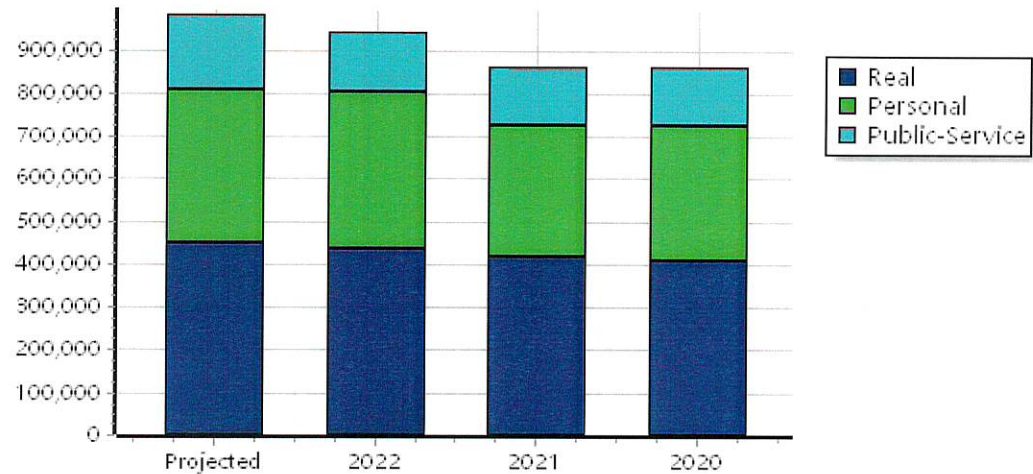


TIF Increment Value	
Net Assessed	448,764
Net Assessed Under Protest	
Senior Freeze	3 33,583
Capped Parcels	35 732,632

Personal	Count	Value
Agricultural	0	0
Commercial	5	355,601
Mobile Home	1	2,144
Total Personal	6	357,745
Total Exempt	0	0

TIF Increment Value	
Net Assessed	357,745
Net Assessed Under Protest	


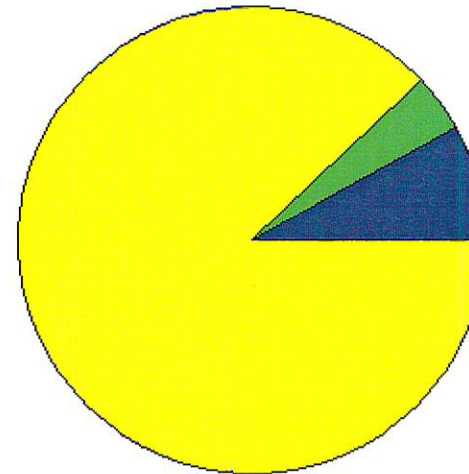
Public Service	Count	Value
Total PS Value	6	177,007
TIF Increment Value		
Net Assessed		177,007



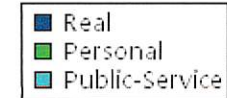
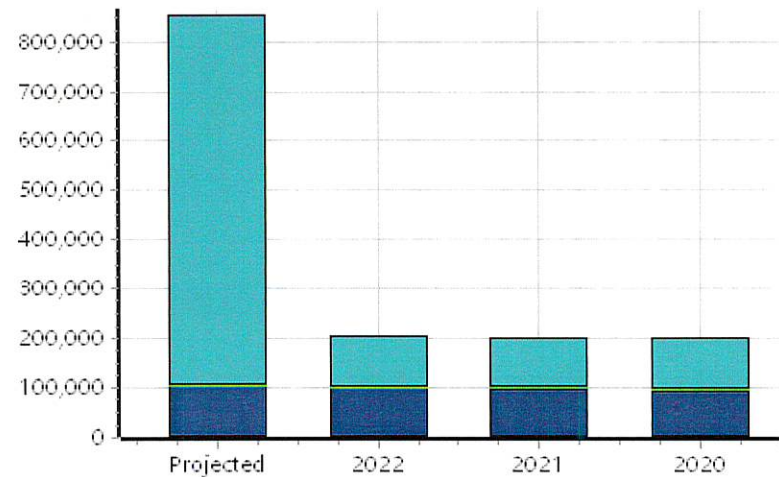
District Totals	
Total Gross Value	991,516
Homestead Loss	8,000
Other Exemption Loss	0
TIF Increment Value	
Retained TIF Value	
Net Assessed Value	983,516
Net Assessed Under Protest	

* Public Service Protests Values are not included on this report.

Real	Count	Value
Agricultural	10	72,458
Commercial	0	0
Residential	5	34,804
Total Real Value	15	107,262
Homestead	3	3,000
Veteran	0	0
Other	0	0
Total Exempt	3	3,000
TIF Increment Value		
Net Assessed		104,262
Net Assessed Under Protest		
Senior Freeze	2	33,149
Capped Parcels	8	58,997





Personal	Count	Value
Agricultural	0	0
Commercial	3	31
Mobile Home	1	1,044
Total Personal	4	1,075
Total Exempt	0	0
TIF Increment Value		
Net Assessed		1,075
Net Assessed Under Protest		
Public Service		
Total PS Value	6	749,487
TIF Increment Value		
Net Assessed		749,487



District Totals	
Total Gross Value	857,824
Homestead Loss	3,000
Other Exemption Loss	0
TIF Increment Value	
Retained TIF Value	
Net Assessed Value	854,824
Net Assessed Under Protest	

* Public Service Protests Values are not included on this report.

Real	Count	Value
Agricultural	13	98,705
Commercial	0	0
Residential	0	0
Total Real Value	13	98,705
Homestead	0	0
Veteran	0	0
Other	0	0
Total Exempt	0	0



TIF Increment Value

Net Assessed 98,705

Net Assessed Under Protest

Senior Freeze 0 0
 Capped Parcels 8 267,577

Personal	Count	Value
Agricultural	0	0
Commercial	3	511
Mobile Home	0	0
Total Personal	3	511
Total Exempt	0	0

TIF Increment Value


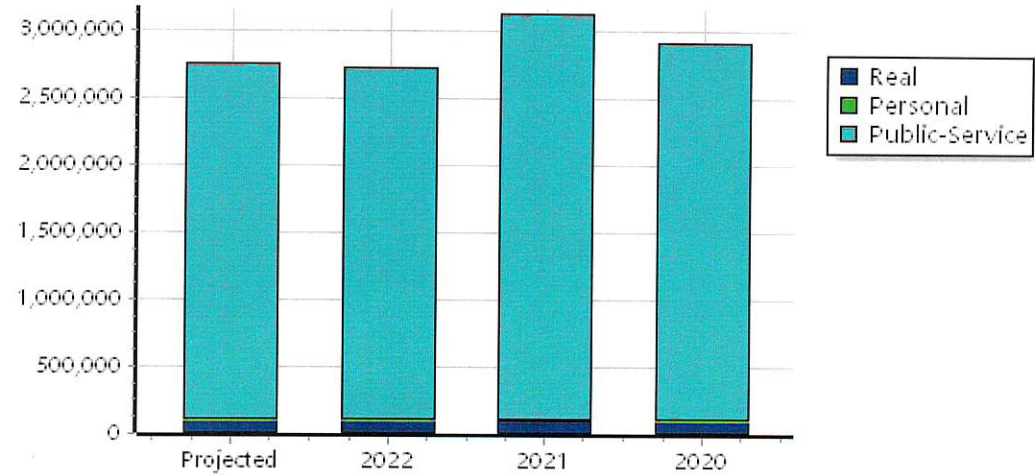
Net Assessed 511

Net Assessed Under Protest

Public Service	Count	Value
Total PS Value	7	2,655,783

TIF Increment Value

Net Assessed 2,655,783



District Totals

Total Gross Value 2,754,999

Homestead Loss 0

Other Exemption Loss 0

TIF Increment Value

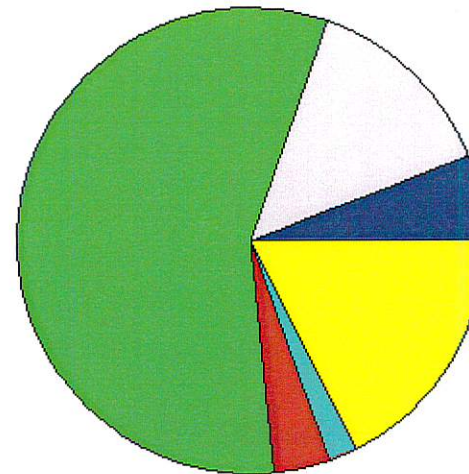
Retained TIF Value

Net Assessed Value 2,754,999

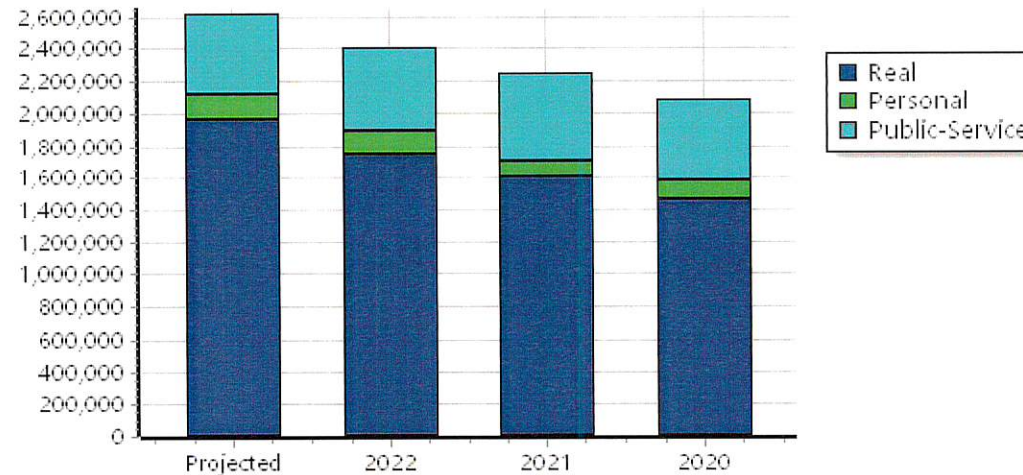
Net Assessed Under Protest

* Public Service Protests Values are not included on this report.

Real	Count	Value
Agricultural	21	173,459
Commercial	36	385,889
Residential	625	1,628,713
Total Real Value	682	2,188,061
Homestead	114	124,095
Veteran	10	88,852
Other	1	8,190
Total Exempt	137	221,137
TIF Increment Value		
Net Assessed		1,966,924
Net Assessed Under Protest		
Senior Freeze	25	186,230
Capped Parcels	704	2,521,186




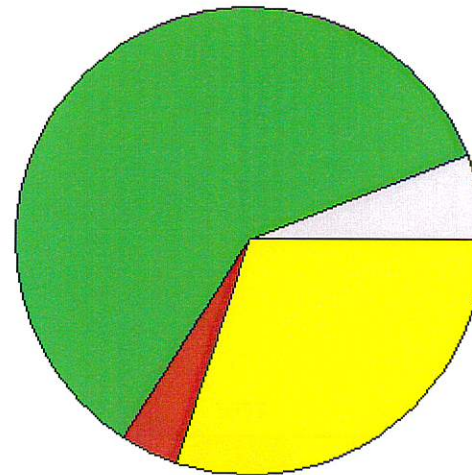
Personal	Count	Value
Agricultural	3	1,470
Commercial	28	57,693
Mobile Home	28	95,598
Total Personal	59	154,761
Total Exempt	0	0
TIF Increment Value		
Net Assessed		154,761
Net Assessed Under Protest		
Public Service	Count	Value
Total PS Value	10	499,440
TIF Increment Value		
Net Assessed		499,440



District Totals	
Total Gross Value	2,842,262
Homestead Loss	124,095
Other Exemption Loss	97,042
TIF Increment Value	
Retained TIF Value	
Net Assessed Value	2,621,125
Net Assessed Under Protest	

* Public Service Protests Values are not included on this report.

Real	Count	Value
Agricultural	0	0
Commercial	4	29,165
Residential	1,737	279,537
Total Real Value	1,741	308,702
Homestead	22	21,030
Veteran	2	15,288
Other	0	0
Total Exempt	26	36,318

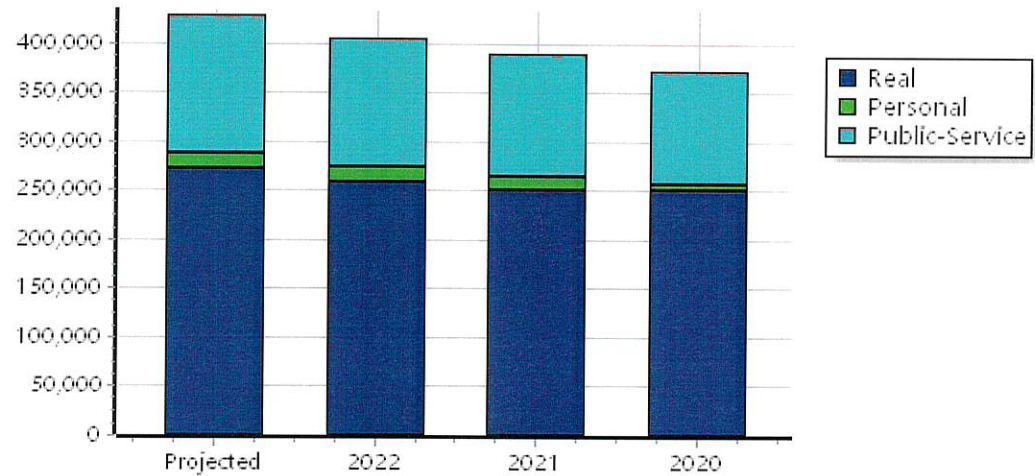


TIF Increment Value	
Net Assessed	272,384
Net Assessed Under Protest	
Senior Freeze	3 9,002
Capped Parcels	1,065 344,100

Personal	Count	Value
Agricultural	1	432
Commercial	3	110
Mobile Home	4	14,314
Total Personal	8	14,856
Total Exempt	0	0

TIF Increment Value	
Net Assessed	14,856
Net Assessed Under Protest	


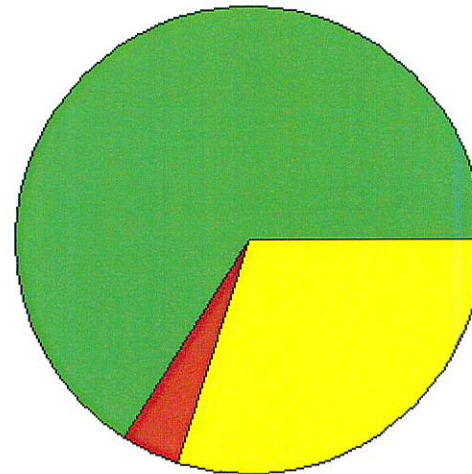
Public Service	Count	Value
Total PS Value	4	142,033
TIF Increment Value		
Net Assessed		142,033



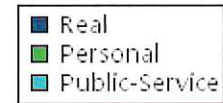
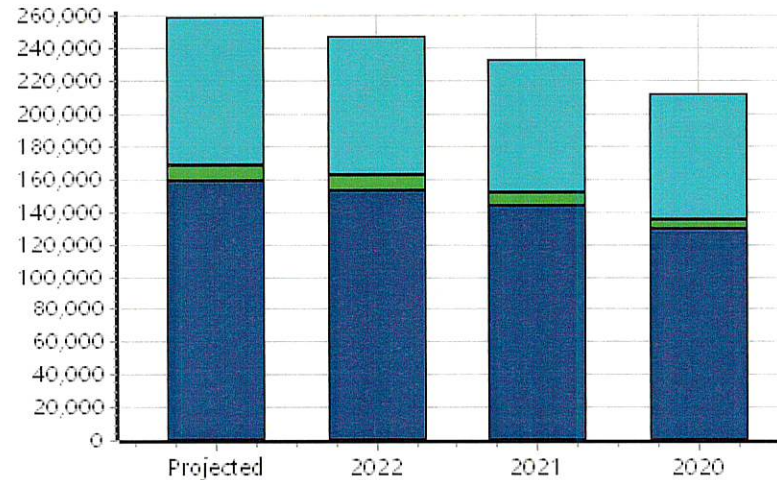
District Totals	
Total Gross Value	465,591
Homestead Loss	21,030
Other Exemption Loss	15,288
TIF Increment Value	
Retained TIF Value	
Net Assessed Value	429,273

Net Assessed Under Protest
 * Public Service Protests Values are not included on this report.

Real	Count	Value
Agricultural	0	0
Commercial	9	505
Residential	799	197,349
Total Real Value	808	197,854
Homestead	18	19,492
Veteran	2	20,265
Other	0	0
Total Exempt	23	39,757
TIF Increment Value		
Net Assessed		158,097
Net Assessed Under Protest		
Senior Freeze	6	42,047
Capped Parcels	735	244,254


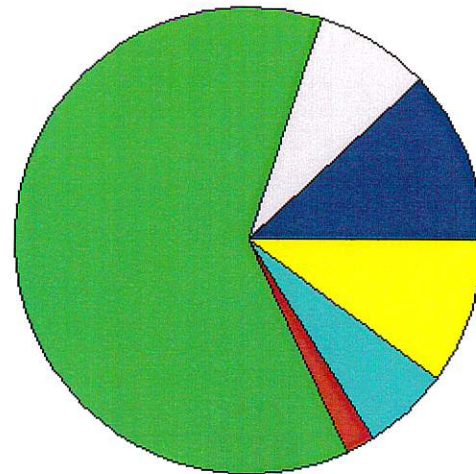


Personal	Count	Value
Agricultural	1	43
Commercial	2	29
Mobile Home	5	9,982
Total Personal	8	10,054
Total Exempt	0	0
TIF Increment Value		
Net Assessed		10,054
Net Assessed Under Protest		
Public Service		
Total PS Value	4	91,032
TIF Increment Value		
Net Assessed		91,032



District Totals	
Total Gross Value	298,940
Homestead Loss	19,492
Other Exemption Loss	20,265
TIF Increment Value	
Retained TIF Value	
Net Assessed Value	259,183
Net Assessed Under Protest	
* Public Service Protests Values are not included on this report.	

Real	Count	Value
Agricultural	4,840	43,913,402
Commercial	901	29,878,575
Residential	20,801	213,621,766
Total Real Value	26,542	287,413,743
Homestead	7,778	8,159,298
Veteran	474	8,654,177
Other	15	245,565
Total Exempt	8,688	17,059,040



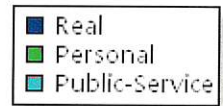
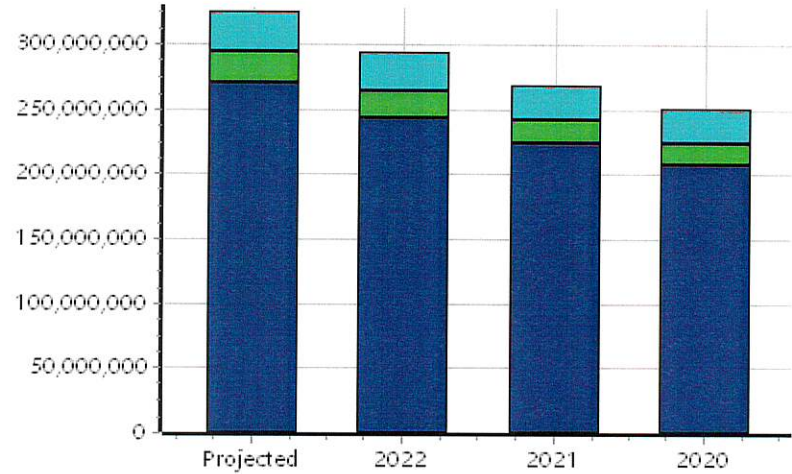
TIF Increment Value

Net Assessed 270,354,703

Net Assessed Under Protest

Senior Freeze	1,481	14,879,425
Capped Parcels	20,540	121,789,852

Personal	Count	Value
Agricultural	865	1,805,611
Commercial	1,272	18,861,270
Mobile Home	877	3,745,766
Total Personal	3,014	24,412,647
Total Exempt	113	1,134,528



TIF Increment Value

Net Assessed 23,278,119

Net Assessed Under Protest

Public Service	Count	Value
Total PS Value	136	31,793,494

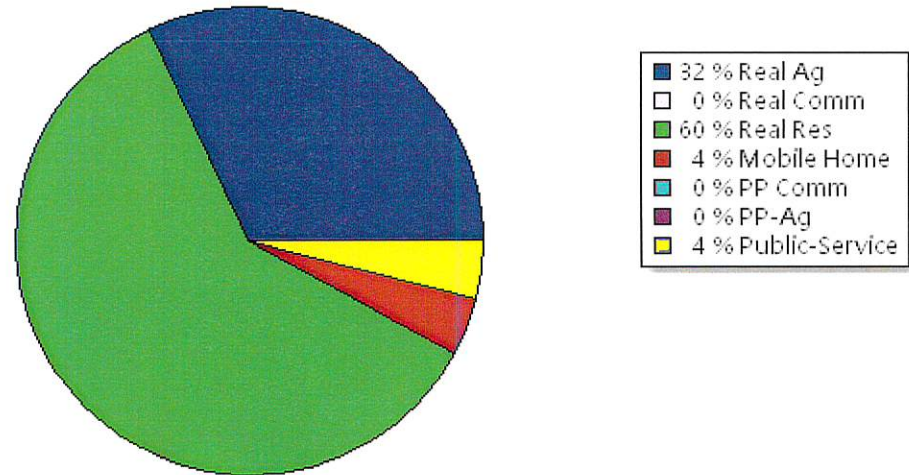
TIF Increment Value

Net Assessed 31,793,494

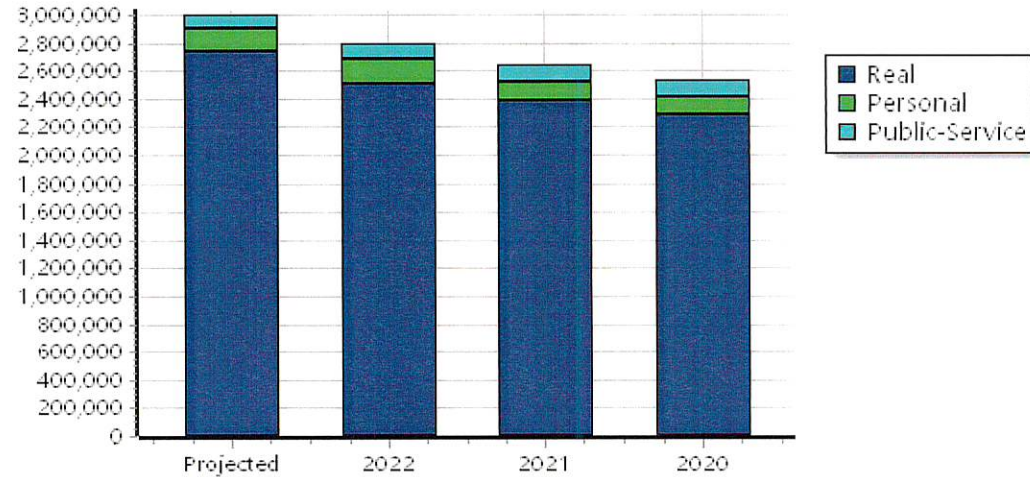
District Totals	
Total Gross Value	343,619,884
Homestead Loss	8,159,298
Other Exemption Loss	10,034,270
TIF Increment Value	
Retained TIF Value	
Net Assessed Value	325,426,316
Net Assessed Under Protest	

* Public Service Protests Values are not included on this report.

Real	Count	Value
Agricultural	233	1,052,347
Commercial	0	0
Residential	2,098	1,910,366
Total Real Value	2,331	2,962,713
Homestead	140	144,834
Veteran	6	75,926
Other	0	0
Total Exempt	158	220,760
TIF Increment Value		
Net Assessed		2,741,953
Net Assessed Under Protest		
Senior Freeze	33	214,111
Capped Parcels	1,955	1,905,100



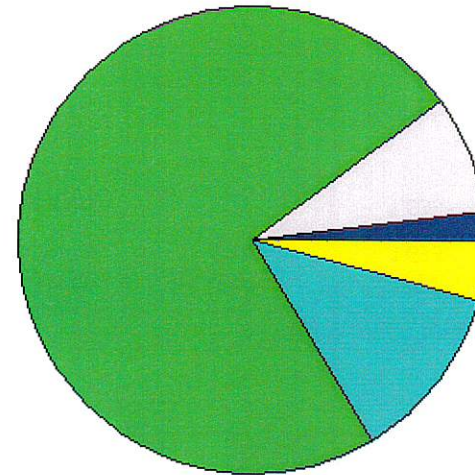
Personal	Count	Value
Agricultural	18	12,798
Commercial	36	31,572
Mobile Home	30	119,284
Total Personal	84	163,654
Total Exempt	5	2,742
TIF Increment Value		
Net Assessed		160,912
Net Assessed Under Protest		
Public Service	Count	Value
Total PS Value	6	97,104
TIF Increment Value		
Net Assessed		97,104



District Totals	
Total Gross Value	3,223,471
Homestead Loss	144,834
Other Exemption Loss	78,668
TIF Increment Value	
Retained TIF Value	
Net Assessed Value	2,999,969
Net Assessed Under Protest	

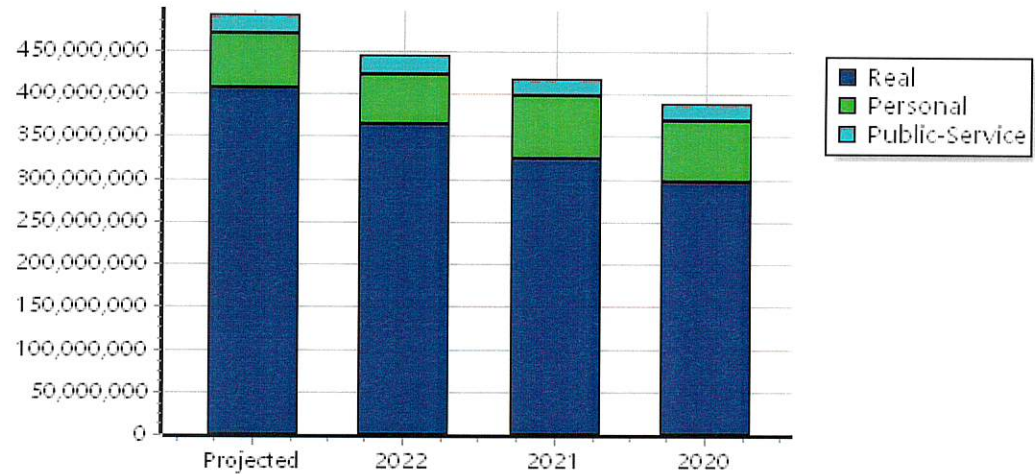
* Public Service Protests Values are not included on this report.

Real	Count	Value
Agricultural	984	12,685,319
Commercial	386	36,668,014
Residential	17,312	377,398,337
Total Real Value	18,682	426,751,670
Homestead	8,952	9,141,170
Veteran	364	9,374,524
Other	3	61,271
Total Exempt	9,512	18,576,965
TIF Increment Value		388,748
Net Assessed		407,785,957
Net Assessed Under Protest	0	0
Senior Freeze	1,369	15,693,198
Capped Parcels	15,186	129,115,608



Personal	Count	Value
Agricultural	162	364,052
Commercial	502	65,444,940
Mobile Home	711	3,199,783
Total Personal	1,375	69,008,775
Total Exempt	56	7,336,520
TIF Increment Value		0
Net Assessed		61,672,255
Net Assessed Under Protest	1	9,000,000

Public Service	Count	Value
Total PS Value	77	22,998,455
TIF Increment Value		0
Net Assessed		22,998,455

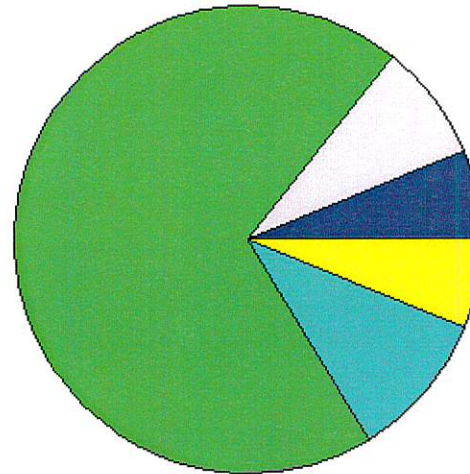


District Totals	
Total Gross Value	518,758,900
Homestead Loss	9,141,170
Other Exemption Loss	16,772,314
TIF Increment Value	388,748
Retained TIF Value	
Net Assessed Value	492,456,667
Net Assessed Under Protest	9,000,000

TIF Project Summary						
Code	Description	Expires	Base Value	Increment Value	Retained Inc	Total Value
1	BROKEN ARROW TIF	2030	1,633	388,748		390,381
Total TIF Valuation :			1,633	388,748	0	390,381

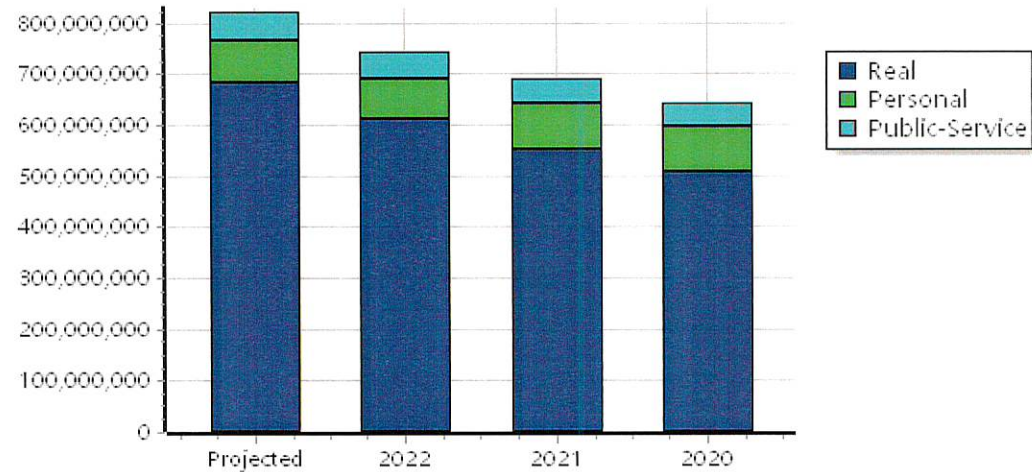
* Public Service Protests Values are not included on this report.

Real	Count	Value
Agricultural	6,057	57,651,068
Commercial	1,287	66,546,589
Residential	40,211	592,930,469
Total Real Value	47,555	717,128,126
Homestead	16,870	17,445,302
Veteran	844	18,104,627
Other	18	306,836
Total Exempt	18,358	35,856,765
TIF Increment Value		388,748
Net Assessed		680,882,613
Net Assessed Under Protest	0	0
Senior Freeze	2,883	30,786,734
Capped Parcels	37,685	252,821,952



Personal	Count	Value
Agricultural	1,045	2,182,461
Commercial	1,810	84,337,782
Mobile Home	1,618	7,064,833
Total Personal	4,473	93,585,076
Total Exempt	174	8,473,790
TIF Increment Value		0
Net Assessed		85,111,286
Net Assessed Under Protest	1	9,000,000

Public Service	Count	Value
Total PS Value	219	54,889,053
TIF Increment Value		0
Net Assessed		54,889,053

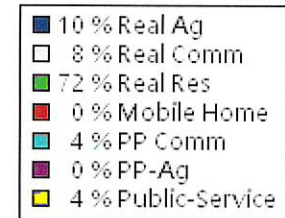
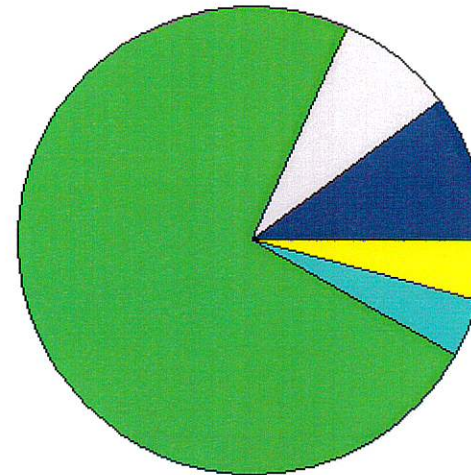


District Totals	
Total Gross Value	865,602,255
Homestead Loss	17,445,302
Other Exemption Loss	26,885,252
TIF Increment Value	388,748
Retained TIF Value	
Net Assessed Value	820,882,952
Net Assessed Under Protest	9,000,000

TIF Project Summary						
Code	Description	Expires	Base Value	Increment Value	Retained Inc	Total Value
1	BROKEN ARROW TIF	2030	1,633	388,748		390,381
Total TIF Valuation :			1,633	388,748	0	390,381

* Public Service Protests Values are not included on this report.

Real	Count	Value
Agricultural	1,626	19,432,714
Commercial	289	13,427,115
Residential	7,340	133,001,588
Total Real Value	9,255	165,861,417
Homestead	3,752	3,888,666
Veteran	192	4,554,293
Other	6	125,642
Total Exempt	4,094	8,568,601



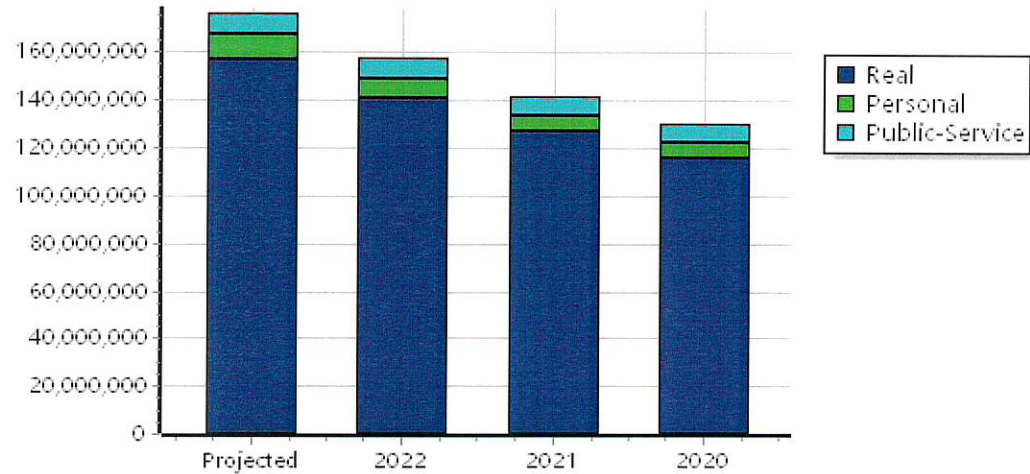
TIF Increment Value

Net Assessed 157,292,816

Net Assessed Under Protest

Senior Freeze	591	6,775,590
Capped Parcels	7,177	58,089,916

Personal	Count	Value
Agricultural	287	718,553
Commercial	348	8,633,205
Mobile Home	206	1,072,791
Total Personal	841	10,424,549
Total Exempt	36	23,703



TIF Increment Value

Net Assessed 10,400,846

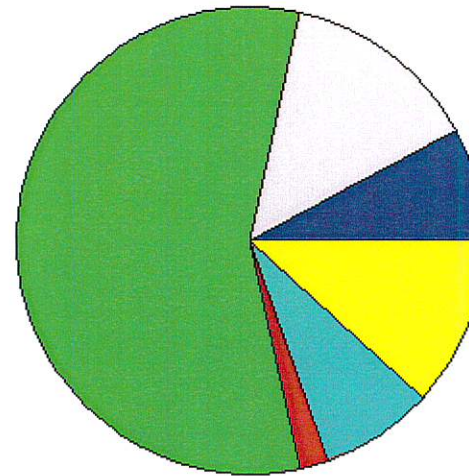
Net Assessed Under Protest

Public Service	Count	Value
Total PS Value	32	8,733,749
TIF Increment Value		
Net Assessed		8,733,749

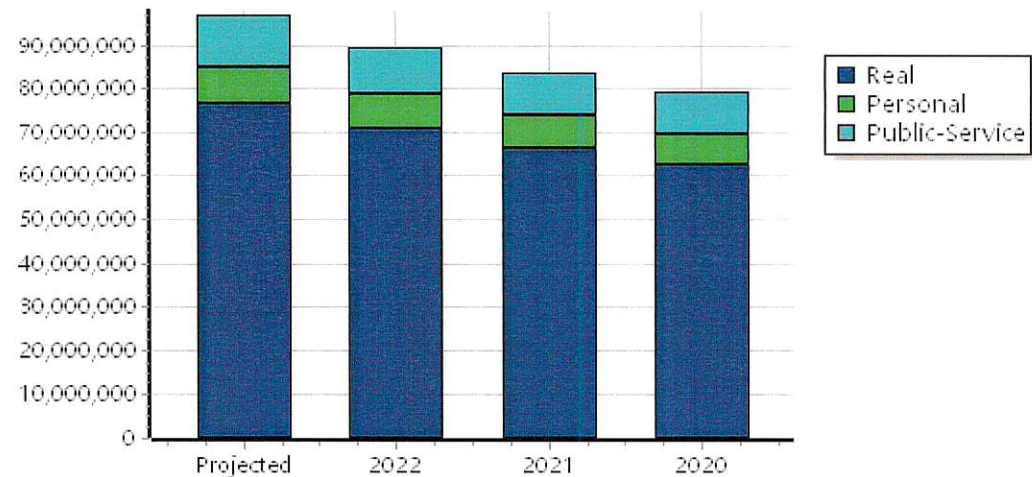
District Totals	
Total Gross Value	185,019,715
Homestead Loss	3,888,666
Other Exemption Loss	4,703,638
TIF Increment Value	
Retained TIF Value	
Net Assessed Value	176,427,411

Net Assessed Under Protest
 * Public Service Protests Values are not included on this report.

Real	Count	Value
Agricultural	926	7,848,739
Commercial	493	14,570,682
Residential	7,468	59,445,953
Total Real Value	8,887	81,865,374
Homestead	2,530	2,698,356
Veteran	175	2,373,815
Other	7	90,362
Total Exempt	2,895	5,162,533
TIF Increment Value		
Net Assessed		76,702,841
Net Assessed Under Protest		
Senior Freeze	615	5,324,149
Capped Parcels	7,199	43,359,713




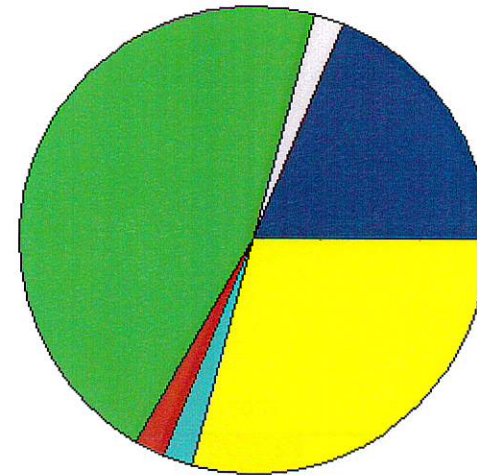
Personal	Count	Value
Agricultural	206	607,474
Commercial	758	7,778,124
Mobile Home	348	1,075,116
Total Personal	1,312	9,460,714
Total Exempt	39	1,057,648
TIF Increment Value		
Net Assessed		8,403,066
Net Assessed Under Protest		
Public Service	Count	Value
Total PS Value	30	11,801,485
TIF Increment Value		
Net Assessed		11,801,485



District Totals	
Total Gross Value	103,127,573
Homestead Loss	2,698,356
Other Exemption Loss	3,521,825
TIF Increment Value	
Retained TIF Value	
Net Assessed Value	96,907,392
Net Assessed Under Protest	

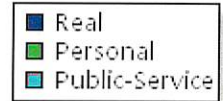
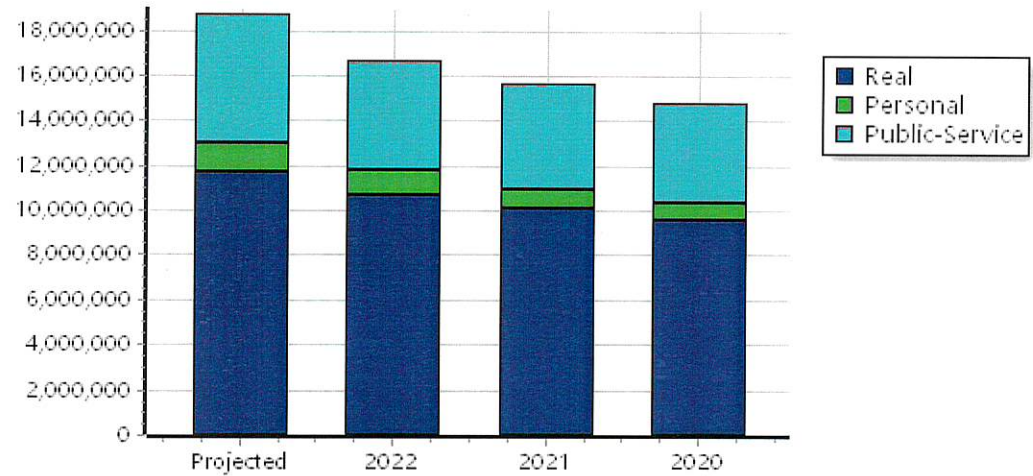
* Public Service Protests Values are not included on this report.

Real	Count	Value
Agricultural	497	3,765,319
Commercial	36	596,987
Residential	1,684	8,706,810
Total Real Value	2,217	13,069,116
Homestead	555	587,718
Veteran	46	721,414
Other	0	0
Total Exempt	641	1,309,132



TIF Increment Value		
Net Assessed	11,759,984	
Net Assessed Under Protest		
Senior Freeze	108	964,849
Capped Parcels	1,769	6,716,712

Personal	Count	Value
Agricultural	95	154,011
Commercial	50	590,093
Mobile Home	99	479,225
Total Personal	244	1,223,329
Total Exempt	9	3,276



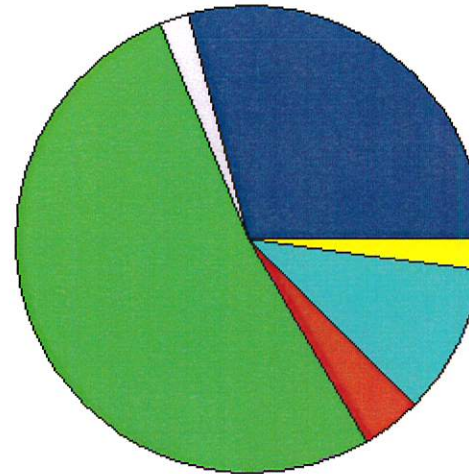
TIF Increment Value	
Net Assessed	1,220,053
Net Assessed Under Protest	

Public Service	Count	Value
Total PS Value	25	5,750,859
TIF Increment Value		
Net Assessed		5,750,859

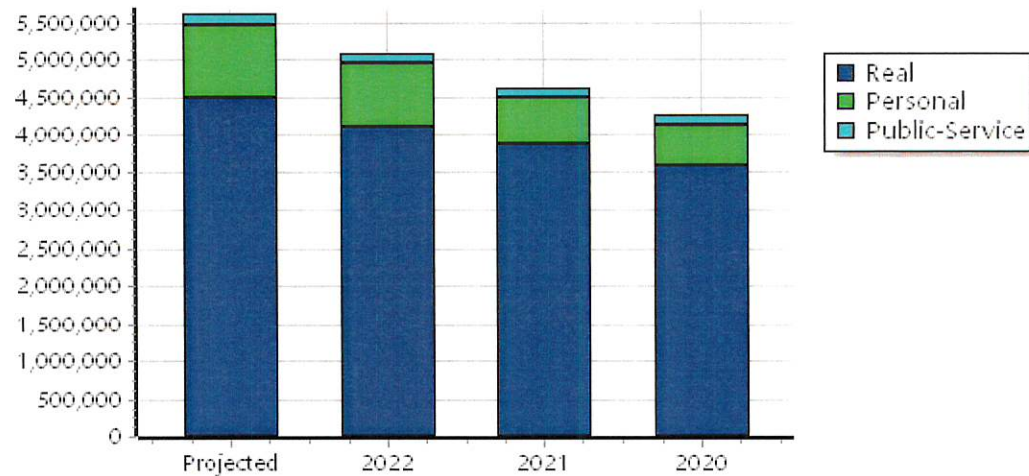
District Totals	
Total Gross Value	20,043,304
Homestead Loss	587,718
Other Exemption Loss	724,690
TIF Increment Value	
Retained TIF Value	
Net Assessed Value	18,730,896
Net Assessed Under Protest	

* Public Service Protests Values are not included on this report.

Real	Count	Value
Agricultural	290	1,755,897
Commercial	6	123,110
Residential	269	3,057,629
Total Real Value	565	4,936,636
Homestead	151	159,926
Veteran	14	289,350
Other	0	0
Total Exempt	174	449,276
TIF Increment Value		
Net Assessed		4,487,360
Net Assessed Under Protest		
Senior Freeze	26	355,108
Capped Parcels	341	2,290,754



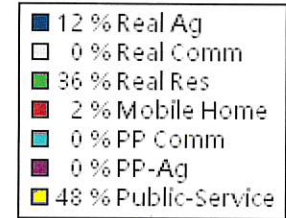
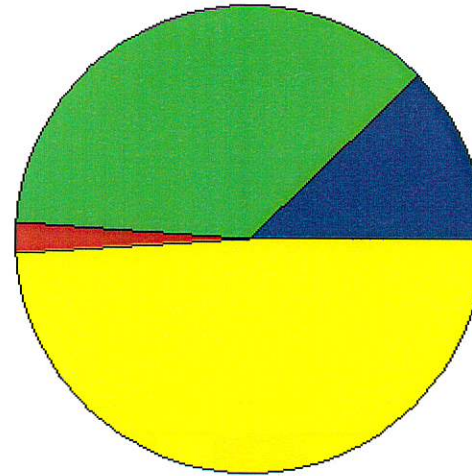
Personal	Count	Value
Agricultural	34	30,874
Commercial	22	658,678
Mobile Home	49	301,788
Total Personal	105	991,340
Total Exempt	0	0
TIF Increment Value		
Net Assessed		991,340
Net Assessed Under Protest		
Public Service	Count	Value
Total PS Value	9	145,084
TIF Increment Value		
Net Assessed		145,084



District Totals	
Total Gross Value	6,073,060
Homestead Loss	159,926
Other Exemption Loss	289,350
TIF Increment Value	
Retained TIF Value	
Net Assessed Value	5,623,784
Net Assessed Under Protest	

* Public Service Protests Values are not included on this report.

Real	Count	Value
Agricultural	43	203,945
Commercial	0	0
Residential	55	598,203
Total Real Value	98	802,148
Homestead	33	32,685
Veteran	2	41,257
Other	0	0
Total Exempt	36	73,942



TIF Increment Value

Net Assessed 728,206

Net Assessed Under Protest

Senior Freeze	7	65,062
Capped Parcels	73	311,747

Personal	Count	Value
Agricultural	6	4,750
Commercial	5	2,035
Mobile Home	9	42,463
Total Personal	20	49,248
Total Exempt	0	0

TIF Increment Value

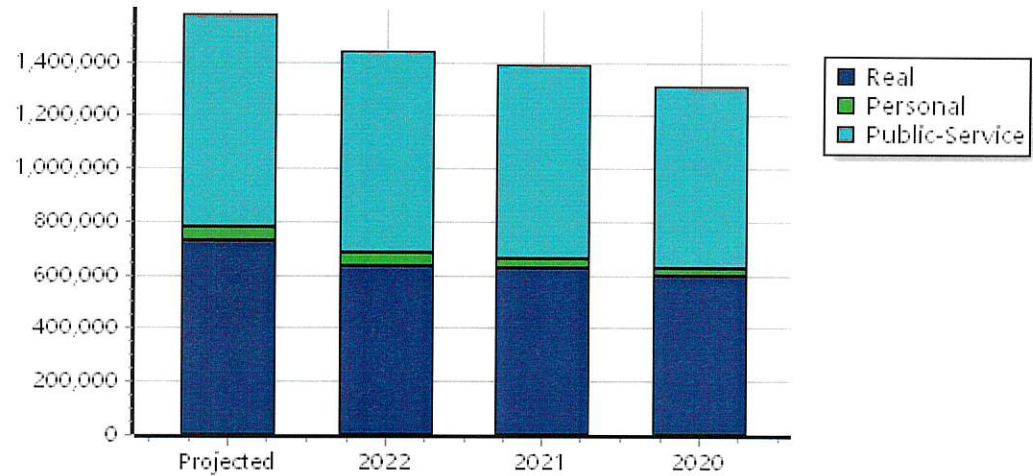
Net Assessed 49,248

Net Assessed Under Protest

Public Service	Count	Value
Total PS Value	7	798,970

TIF Increment Value

Net Assessed 798,970



District Totals

Total Gross Value	1,650,366
Homestead Loss	32,685
Other Exemption Loss	41,257
TIF Increment Value	
Retained TIF Value	
Net Assessed Value	1,576,424

Net Assessed Under Protest

* Public Service Protests Values are not included on this report.

Real	Count	Value
Agricultural	211	1,715,319
Commercial	67	6,285,949
Residential	1,223	14,632,070
Total Real Value	1,501	22,633,338
Homestead	579	608,000
Veteran	17	224,777
Other	0	0
Total Exempt	625	832,777

TIF Increment Value

Net Assessed 21,800,561

Net Assessed Under Protest

Senior Freeze	115	1,116,937
Capped Parcels	1,253	9,720,852

Personal	Count	Value
Agricultural	24	12,605
Commercial	84	4,186,714
Mobile Home	151	643,330
Total Personal	259	4,842,649
Total Exempt	3	1,113

TIF Increment Value

Net Assessed 4,841,536

Net Assessed Under Protest

Public Service	Count	Value
Total PS Value	26	1,294,664

TIF Increment Value

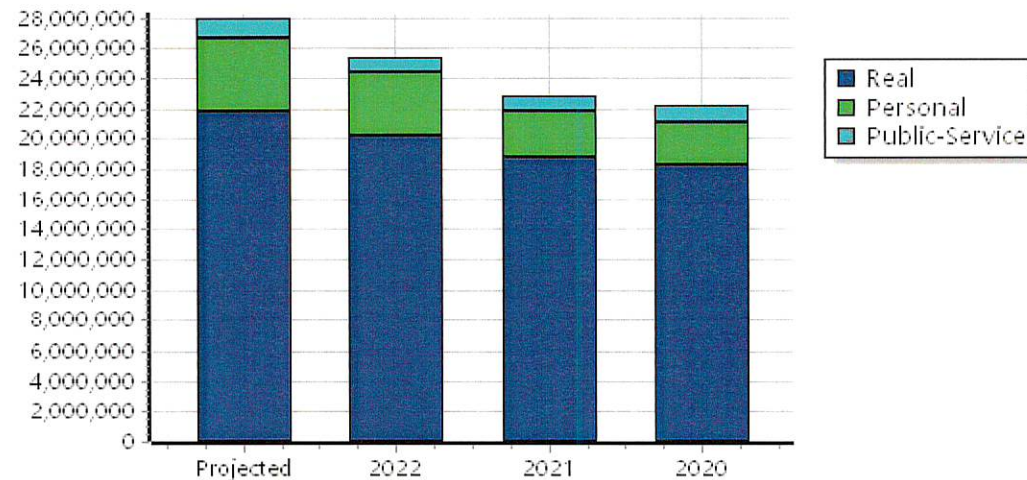
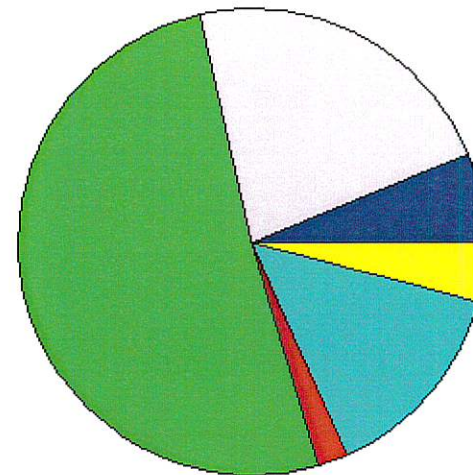
Net Assessed 1,294,664

District Totals

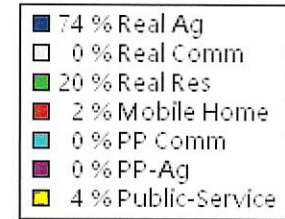
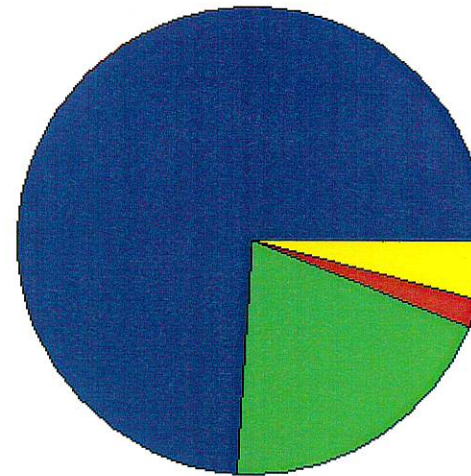
Total Gross Value	28,770,651
Homestead Loss	608,000
Other Exemption Loss	225,890
TIF Increment Value	
Retained TIF Value	
Net Assessed Value	27,936,761

Net Assessed Under Protest

* Public Service Protests Values are not included on this report.

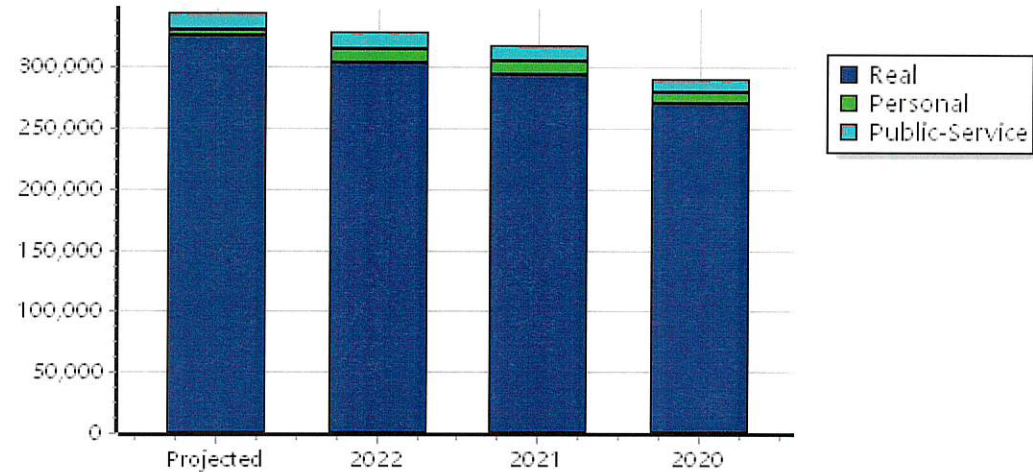


Real	Count	Value
Agricultural	39	264,877
Commercial	0	0
Residential	9	72,336
Total Real Value	48	337,213
Homestead	12	12,000
Veteran	0	0
Other	0	0
Total Exempt	12	12,000



TIF Increment Value	
Net Assessed	325,213
Net Assessed Under Protest	
Senior Freeze	3
Capped Parcels	38

Personal	Count	Value
Agricultural	2	231
Commercial	3	118
Mobile Home	2	4,074
Total Personal	7	4,423
Total Exempt	1	142



TIF Increment Value	
Net Assessed	4,281
Net Assessed Under Protest	

Public Service	Count	Value
Total PS Value	1	14,536
TIF Increment Value		
Net Assessed		14,536

District Totals	
Total Gross Value	356,172
Homestead Loss	12,000
Other Exemption Loss	142
TIF Increment Value	
Retained TIF Value	
Net Assessed Value	344,030
Net Assessed Under Protest	

* Public Service Protests Values are not included on this report.

Real	Count	Value
Agricultural	11	78,424
Commercial	0	0
Residential	5	34,804
Total Real Value	16	113,228
Homestead	3	3,000
Veteran	0	0
Other	0	0
Total Exempt	3	3,000

TIF Increment Value

Net Assessed 110,228

Net Assessed Under Protest

Senior Freeze	2	33,149
Capped Parcels	9	64,165

Personal	Count	Value
Agricultural	1	440
Commercial	4	86
Mobile Home	1	1,044
Total Personal	6	1,570
Total Exempt	0	0

TIF Increment Value

Net Assessed 1,570

Net Assessed Under Protest

Public Service	Count	Value
Total PS Value	8	750,279

TIF Increment Value

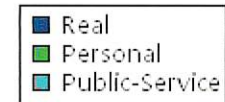
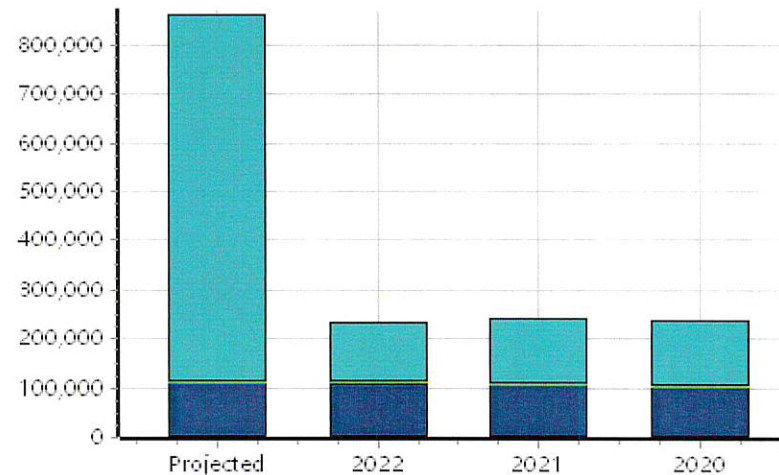
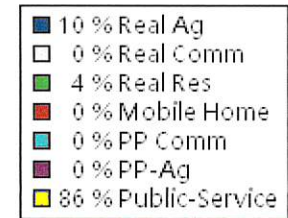
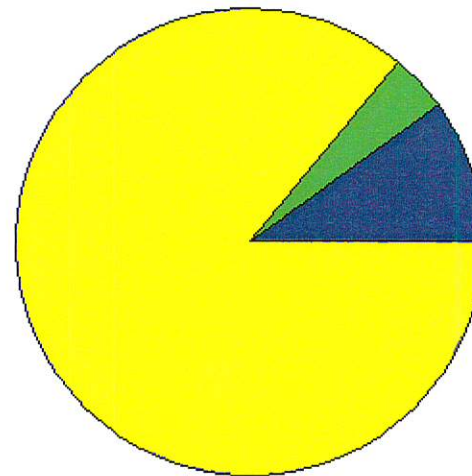
Net Assessed 750,279

District Totals

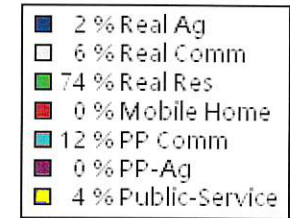
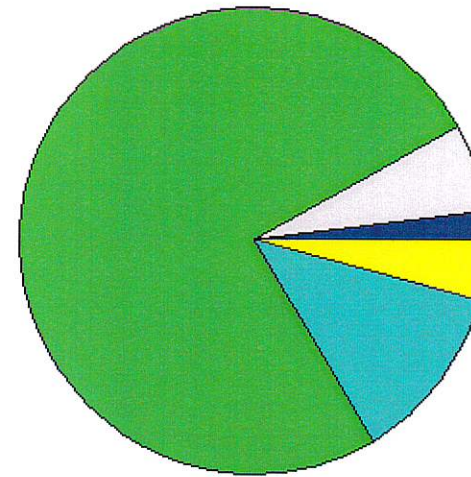
Total Gross Value	865,077
Homestead Loss	3,000
Other Exemption Loss	0
TIF Increment Value	
Retained TIF Value	
Net Assessed Value	862,077

Net Assessed Under Protest

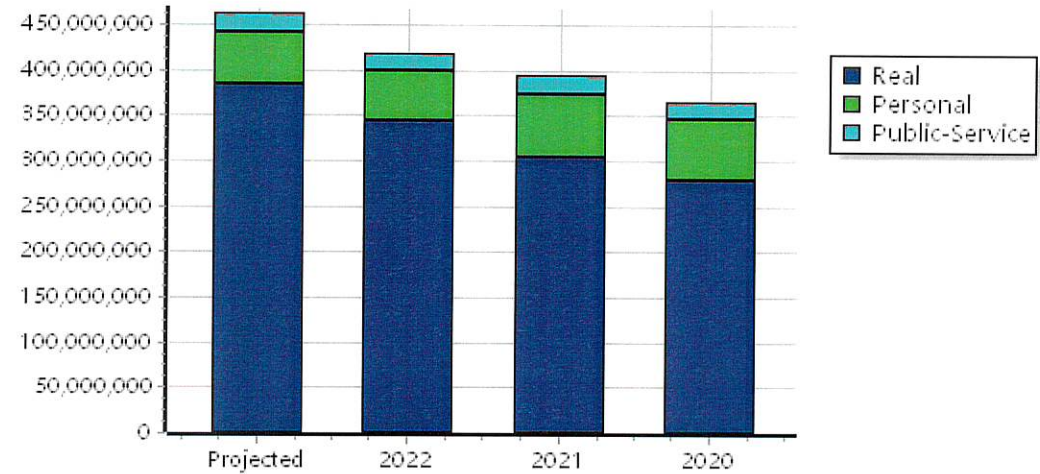
* Public Service Protests Values are not included on this report.



Real	Count	Value
Agricultural	762	10,891,576
Commercial	319	30,382,065
Residential	15,995	361,110,870
Total Real Value	17,076	402,384,511
Homestead	8,324	8,484,170
Veteran	346	9,121,686
Other	3	61,271
Total Exempt	8,837	17,667,127
TIF Increment Value		388,748
Net Assessed		384,328,636
Net Assessed Under Protest	0	0
Senior Freeze	1,248	14,489,472
Capped Parcels	13,843	118,916,633



Personal	Count	Value
Agricultural	137	351,007
Commercial	409	61,214,597
Mobile Home	559	2,555,409
Total Personal	1,105	64,121,013
Total Exempt	53	7,335,407
TIF Increment Value		0
Net Assessed		56,785,606
Net Assessed Under Protest	1	9,000,000
Public Service	Count	Value
Total PS Value	41	20,877,088
TIF Increment Value		0
Net Assessed		20,877,088

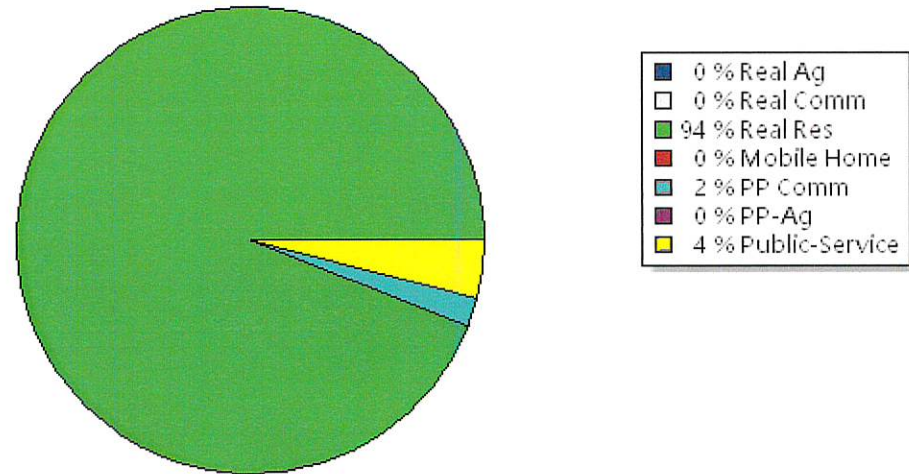


District Totals	
Total Gross Value	487,382,612
Homestead Loss	8,484,170
Other Exemption Loss	16,518,363
TIF Increment Value	388,748
Retained TIF Value	
Net Assessed Value	461,991,330
Net Assessed Under Protest	9,000,000

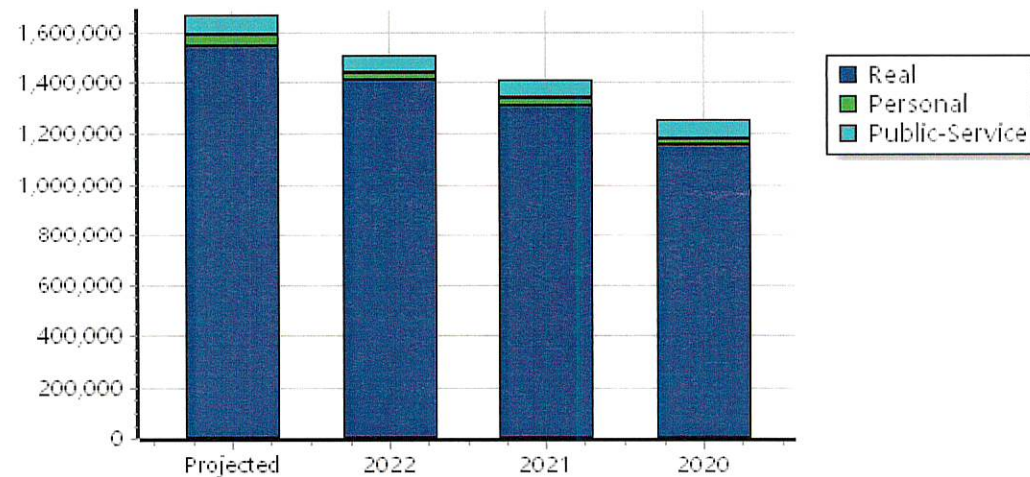
TIF Project Summary						
Code	Description	Expires	Base Value	Increment Value	Retained Inc	Total Value
1	BROKEN ARROW TIF	2030	1,633	388,748		390,381
Total TIF Valuation :			1,633	388,748	0	390,381

* Public Service Protests Values are not included on this report.

Real	Count	Value
Agricultural	0	0
Commercial	0	0
Residential	89	1,620,593
Total Real Value	89	1,620,593
Homestead	46	46,000
Veteran	1	28,061
Other	0	0
Total Exempt	47	74,061
TIF Increment Value		
Net Assessed		1,546,532
Net Assessed Under Protest		
Senior Freeze	4	53,640
Capped Parcels	81	413,958



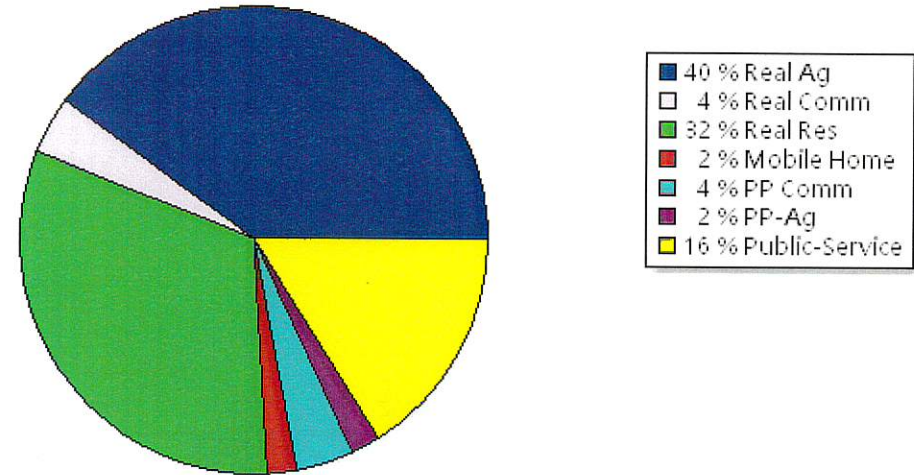
Personal	Count	Value
Agricultural	0	0
Commercial	5	43,543
Mobile Home	0	0
Total Personal	5	43,543
Total Exempt	0	0
TIF Increment Value		
Net Assessed		43,543
Net Assessed Under Protest		
Public Service		
Total PS Value	2	76,424
TIF Increment Value		
Net Assessed		76,424



District Totals	
Total Gross Value	1,740,560
Homestead Loss	46,000
Other Exemption Loss	28,061
TIF Increment Value	
Retained TIF Value	
Net Assessed Value	1,666,499
Net Assessed Under Protest	

* Public Service Protests Values are not included on this report.

Real	Count	Value
Agricultural	1,458	10,906,788
Commercial	77	1,160,681
Residential	3,985	8,811,583
Total Real Value	5,520	20,879,052
Homestead	757	791,947
Veteran	45	674,048
Other	2	29,561
Total Exempt	848	1,495,556



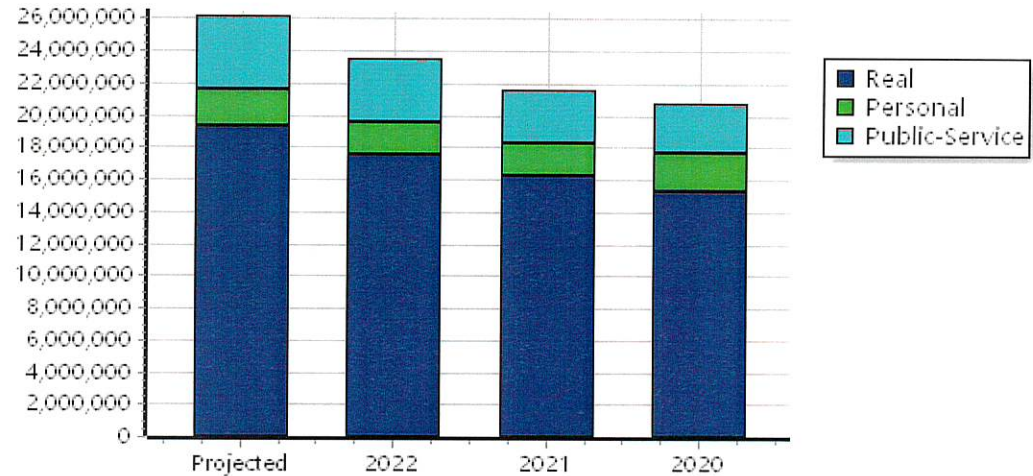
TIF Increment Value

Net Assessed 19,383,496

Net Assessed Under Protest

Senior Freeze	134	1,394,667
Capped Parcels	3,981	11,021,010

Personal	Count	Value
Agricultural	237	289,949
Commercial	89	1,199,135
Mobile Home	166	774,383
Total Personal	492	2,263,467
Total Exempt	29	49,901



TIF Increment Value

Net Assessed 2,213,566

Net Assessed Under Protest

Public Service	Count	Value
Total PS Value	33	4,563,347

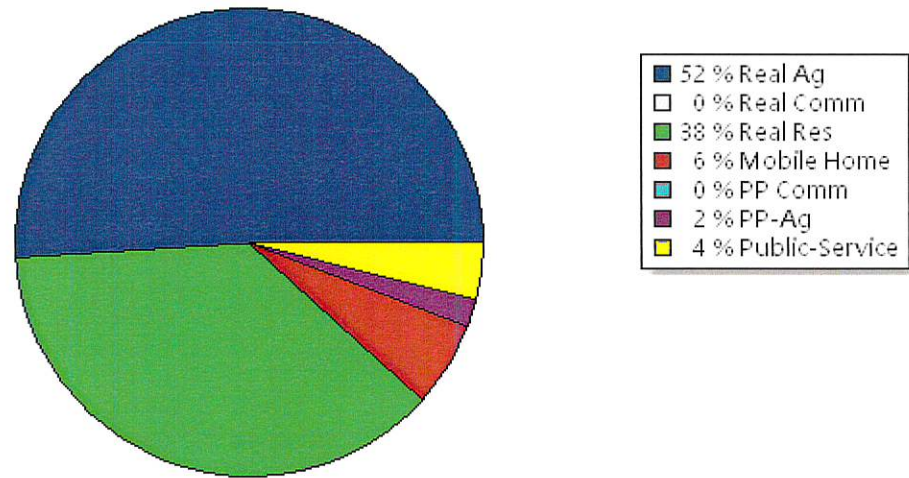
TIF Increment Value

Net Assessed 4,563,347

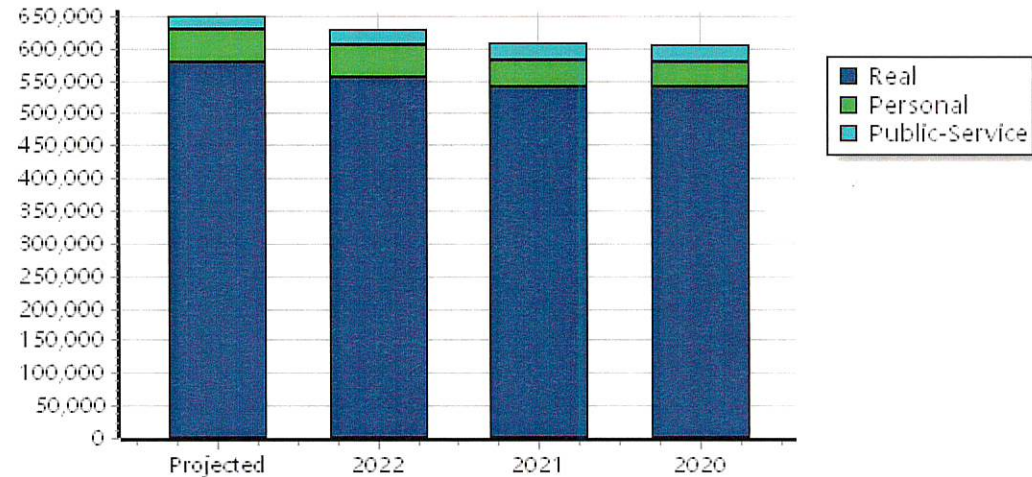
District Totals	
Total Gross Value	27,705,866
Homestead Loss	791,947
Other Exemption Loss	753,510
TIF Increment Value	
Retained TIF Value	
Net Assessed Value	26,160,409
Net Assessed Under Protest	

* Public Service Protests Values are not included on this report.

Real	Count	Value
Agricultural	169	354,957
Commercial	0	0
Residential	241	266,196
Total Real Value	410	621,153
Homestead	34	36,212
Veteran	2	6,681
Other	0	0
Total Exempt	40	42,893
TIF Increment Value		
Net Assessed		578,260
Net Assessed Under Protest		
Senior Freeze	8	70,610
Capped Parcels	221	526,722




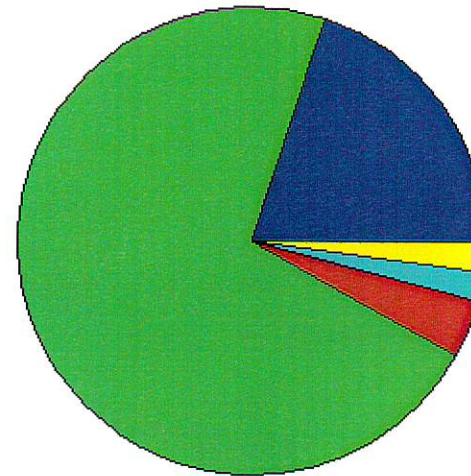
Personal	Count	Value
Agricultural	11	7,888
Commercial	1	59
Mobile Home	10	43,341
Total Personal	22	51,288
Total Exempt	2	2,200
TIF Increment Value		
Net Assessed		49,088
Net Assessed Under Protest		
Public Service		
Total PS Value	2	22,059
TIF Increment Value		
Net Assessed		22,059



District Totals	
Total Gross Value	694,500
Homestead Loss	36,212
Other Exemption Loss	8,881
TIF Increment Value	
Retained TIF Value	
Net Assessed Value	649,407
Net Assessed Under Protest	

* Public Service Protests Values are not included on this report.

Real	Count	Value
Agricultural	25	432,513
Commercial	0	0
Residential	1,848	1,571,834
Total Real Value	1,873	2,004,347
Homestead	94	96,622
Veteran	4	69,245
Other	0	0
Total Exempt	106	165,867



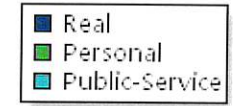
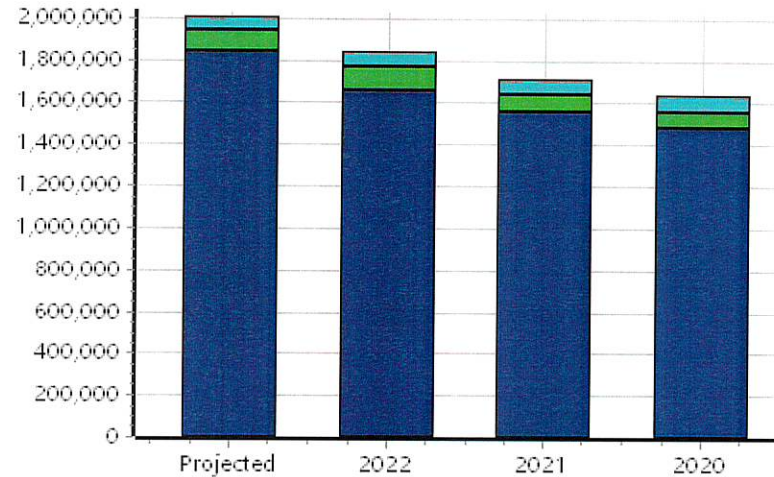
TIF Increment Value

Net Assessed 1,838,480

Net Assessed Under Protest

Senior Freeze	22	109,480
Capped Parcels	1,696	1,198,052

Personal	Count	Value
Agricultural	5	4,679
Commercial	32	31,395
Mobile Home	18	71,869
Total Personal	55	107,943
Total Exempt	2	400



TIF Increment Value

Net Assessed 107,543

Net Assessed Under Protest

Public Service	Count	Value
Total PS Value	3	60,509
TIF Increment Value		
Net Assessed		60,509

District Totals

Total Gross Value	2,172,799
Homestead Loss	96,622
Other Exemption Loss	69,645
TIF Increment Value	
Retained TIF Value	
Net Assessed Value	2,006,532

Net Assessed Under Protest
 * Public Service Protests Values are not included on this report.

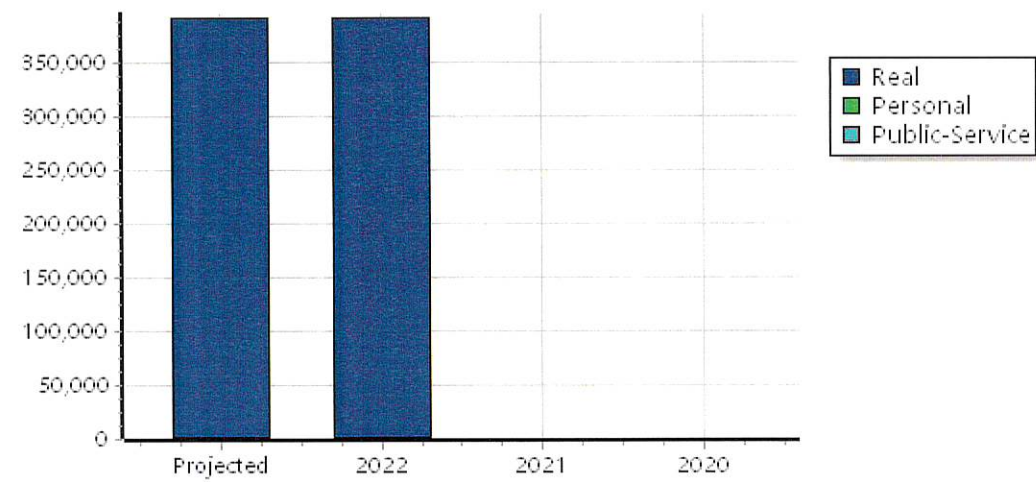
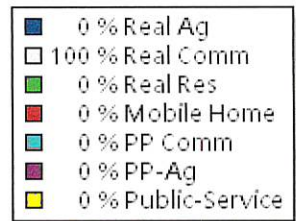

Real	Count	Value
Agricultural	0	0
Commercial	10	390,381
Residential	0	0
Total Real Value	10	390,381
Homestead	0	0
Veteran	0	0
Other	0	0
Total Exempt	0	0
TIF Base/Retained Value		1,633
Net Assessed		388,748
Net Assessed Under Protest		
Senior Freeze	0	0
Capped Parcels	0	0

Personal	Count	Value
Agricultural	0	0
Commercial	0	0
Mobile Home	0	0
Total Personal	0	0
Total Exempt	0	0
TIF Base/Retained Value		0
Net Assessed		0
Net Assessed Under Protest		

Public Service	Count	Value
Total PS Value	0	0
TIF Base/Retained Value		0
Net Assessed		0

District Totals	
Total Gross Value	390,381
Homestead Loss	0
Other Exemption Loss	0
TIF Base Value	1,633
Base Retained Value	
Net Assessed Value	388,748
Net Assessed Under Protest	

* Public Service Protests Values are not included on this report.



TIF Project Summary						
Code	Description	Expires	Base Value	Increment Value	Retained Inc	Total Value
1	BROKEN ARROW TIF	2030	1,633	388,748		390,381
Total TIF Valuation :			1,633	388,748	0	390,381